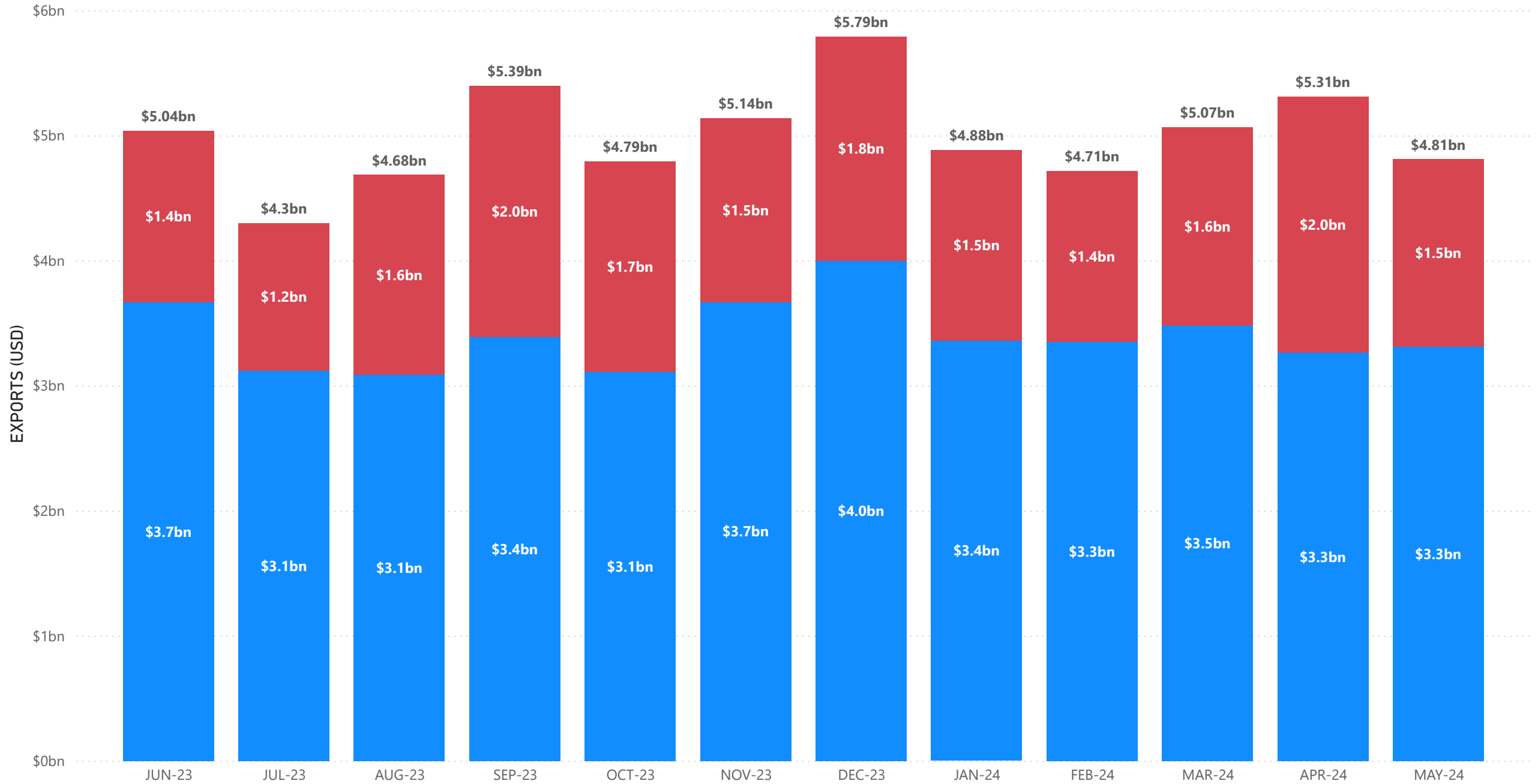
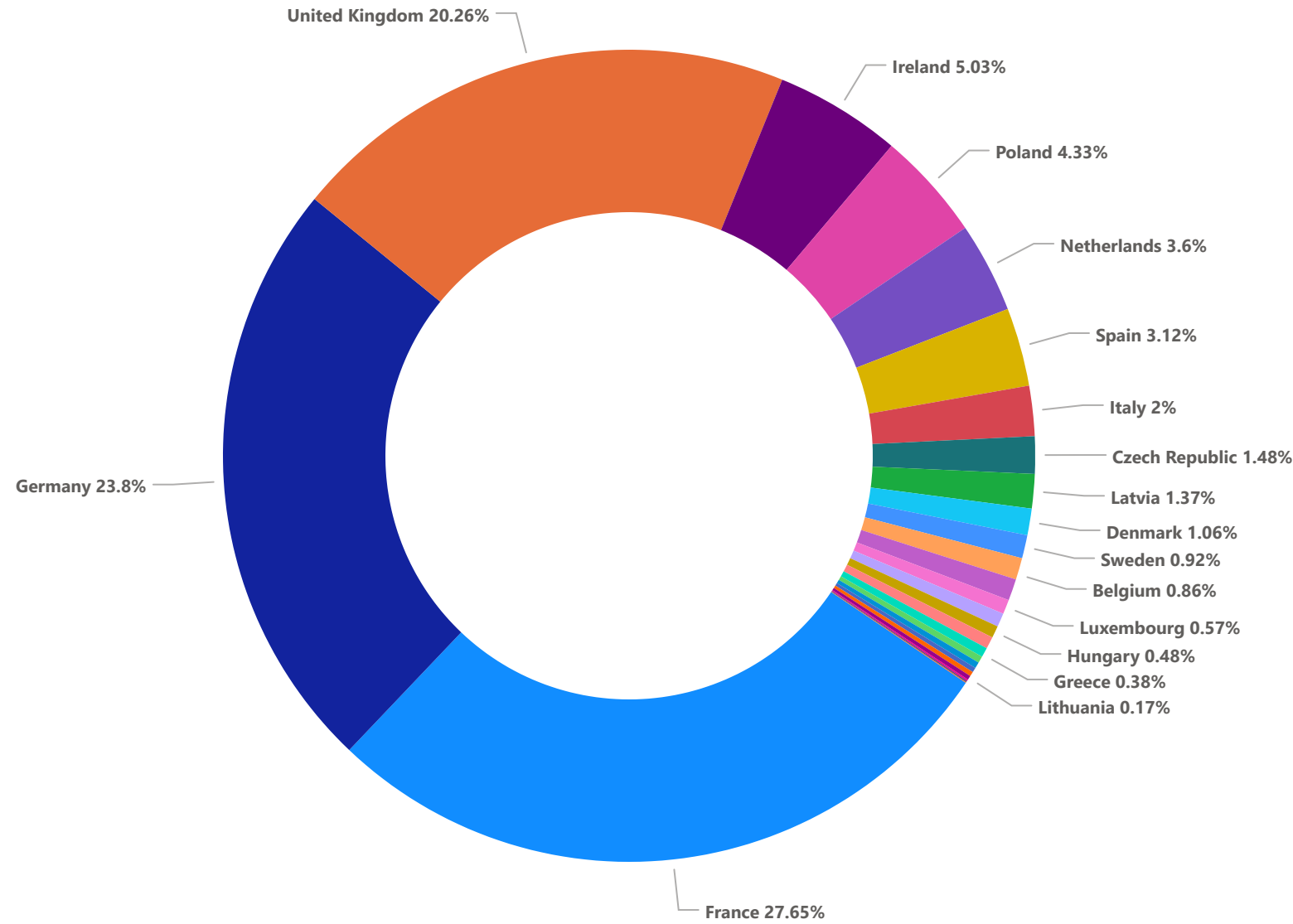


U.S. Aerospace and Defense Exports to the EU and the UK (June 2023 to May 2024)

● Civil Aircraft, Engines, & Parts ● Defense



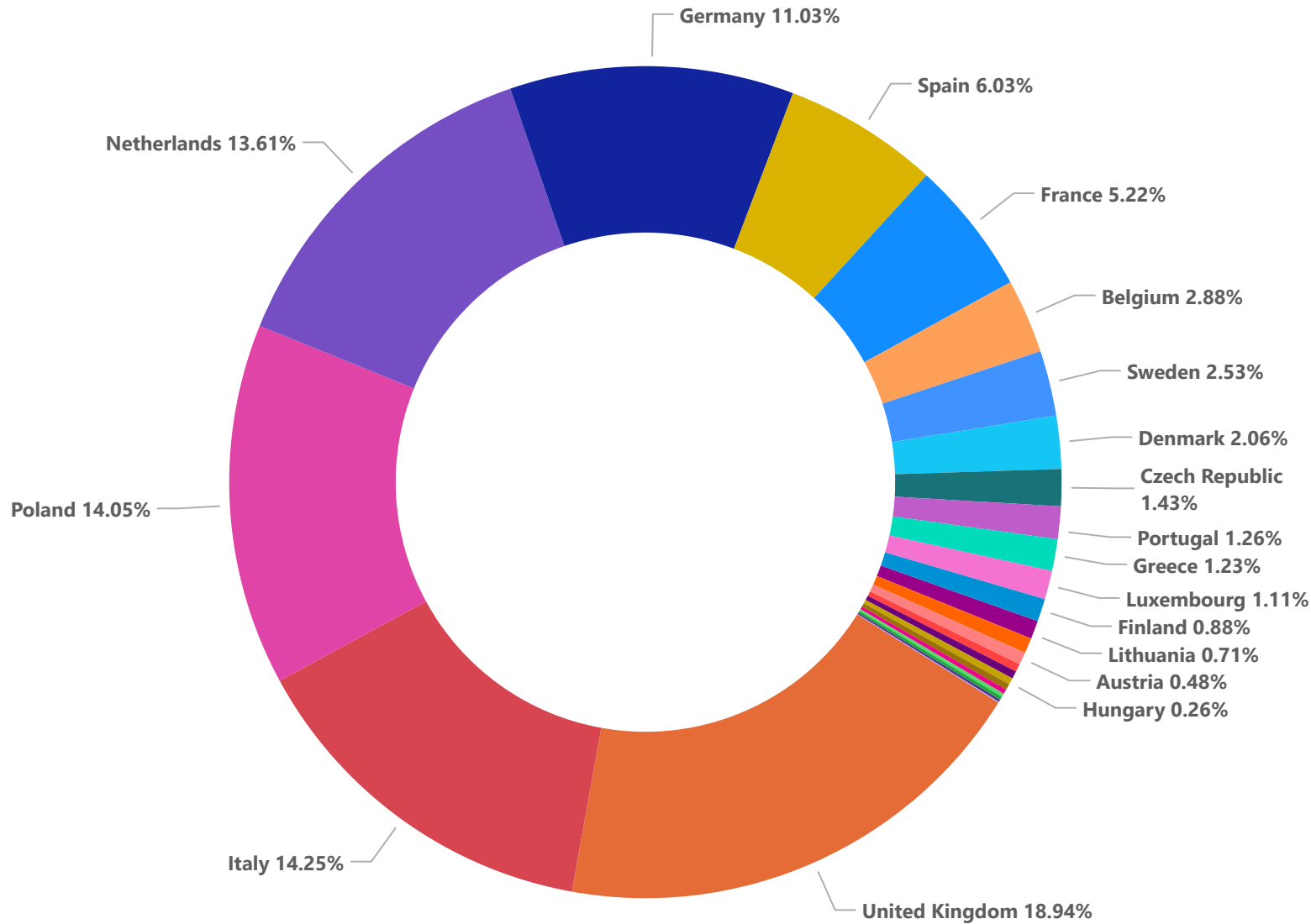
U.S. Civil Aircraft, Engines, & Parts Exports to the EU and the UK (June 2023 to May 2024)



- PARTNER**
- France
 - Germany
 - United Kingdom
 - Ireland
 - Poland
 - Netherlands
 - Spain
 - Italy
 - Czech Republic
 - Latvia
 - Denmark
 - Sweden
 - Belgium
 - Portugal
 - Luxembourg
 - Malta and Gozo
 - Hungary
 - Austria
 - Greece
 - Bulgaria
 - Finland
 - Cyprus
 - Romania
 - Lithuania
 - Croatia
 - Estonia
 - Slovenia
 - Slovakia

PARTNER	Civil Aircraft/Engines/Parts
France	\$11,282,670,120
Germany	\$9,708,704,154
United Kingdom	\$8,265,439,227
Ireland	\$2,051,218,983
Poland	\$1,768,276,253
Netherlands	\$1,467,211,754
Spain	\$1,273,397,969
Italy	\$814,795,725
Czech Republic	\$604,480,772
Latvia	\$556,958,832
Denmark	\$431,729,177
Sweden	\$377,002,595
Belgium	\$352,823,714
Portugal	\$350,380,589
Luxembourg	\$234,511,336
Malta and Gozo	\$221,997,593
Hungary	\$195,103,004
Austria	\$194,748,890
Greece	\$155,572,619
Bulgaria	\$107,979,092
Finland	\$100,433,416
Cyprus	\$77,408,877
Romania	\$75,193,574
Lithuania	\$69,027,393
Croatia	\$26,786,864
Estonia	\$18,134,855
Slovenia	\$9,751,137
Slovakia	\$6,646,327

U.S. Defense Exports to the EU and the UK (June 2023 to May 2024)

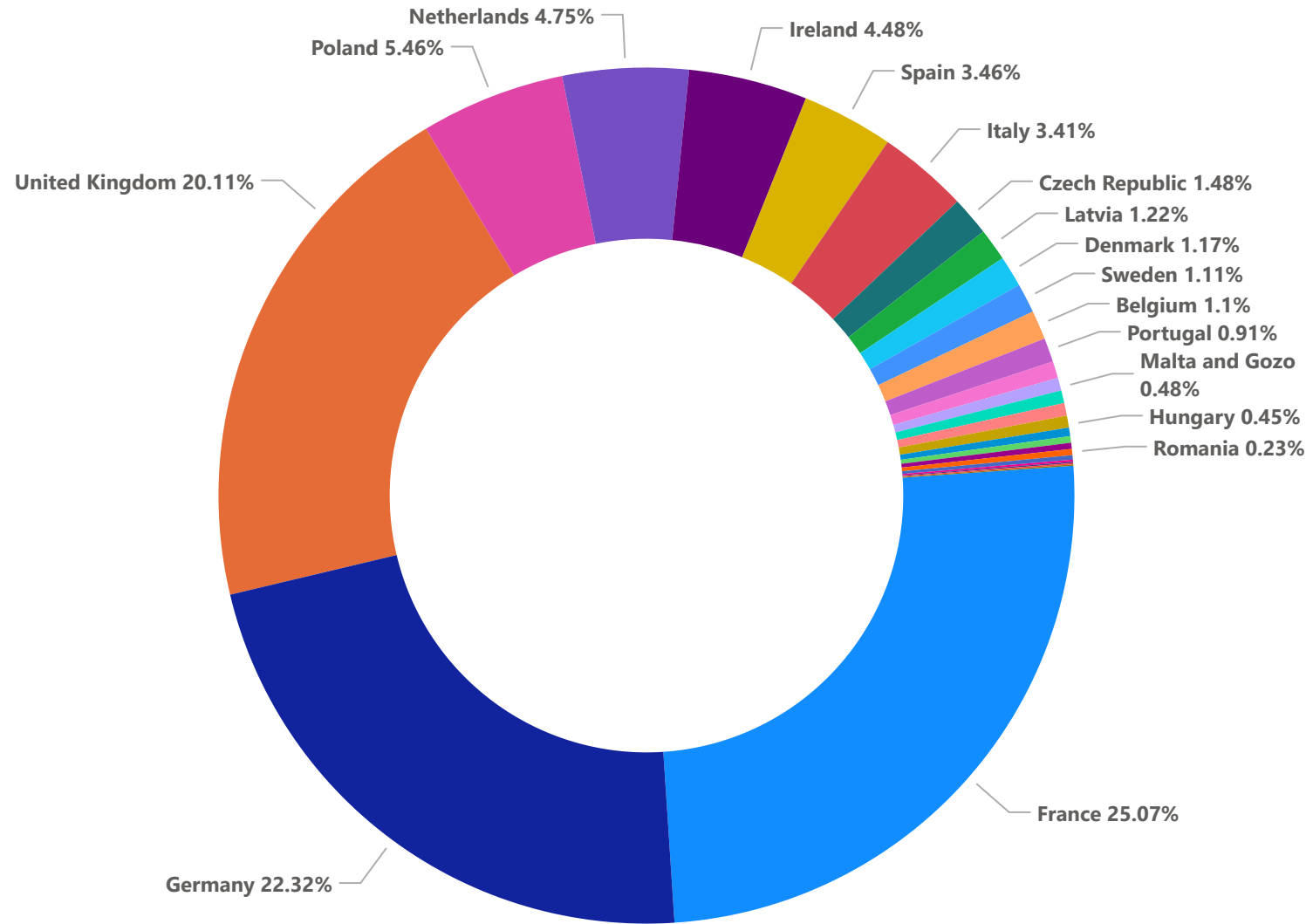


PARTNER

- United Kingdom
- Italy
- Poland
- Netherlands
- Germany
- Spain
- France
- Belgium
- Sweden
- Denmark
- Czech Republic
- Portugal
- Greece
- Luxembourg
- Finland
- Lithuania
- Romania
- Austria
- Slovakia
- Ireland
- Hungary
- Slovenia
- Croatia
- Bulgaria
- Latvia
- Estonia
- Malta and Gozo
- Cyprus

PARTNER	Defense
United Kingdom	\$1,007,736,711
Italy	\$758,067,392
Poland	\$747,762,409
Netherlands	\$723,964,362
Germany	\$586,880,864
Spain	\$320,859,374
France	\$277,872,024
Belgium	\$153,456,096
Sweden	\$134,727,153
Denmark	\$109,352,412
Czech Republic	\$76,243,534
Portugal	\$67,206,605
Greece	\$65,664,390
Luxembourg	\$59,303,040
Finland	\$46,876,999
Lithuania	\$38,022,217
Romania	\$31,533,798
Austria	\$25,689,033
Slovakia	\$16,519,562
Ireland	\$15,817,832
Hungary	\$13,603,455
Slovenia	\$12,511,740
Croatia	\$9,806,289
Bulgaria	\$7,291,223
Latvia	\$6,858,245
Estonia	\$5,091,925
Malta and Gozo	\$1,508,480
Cyprus	\$319,238

U.S. Civil Aerospace and Defense Exports to the EU and the UK (June 2023 to May 2024)

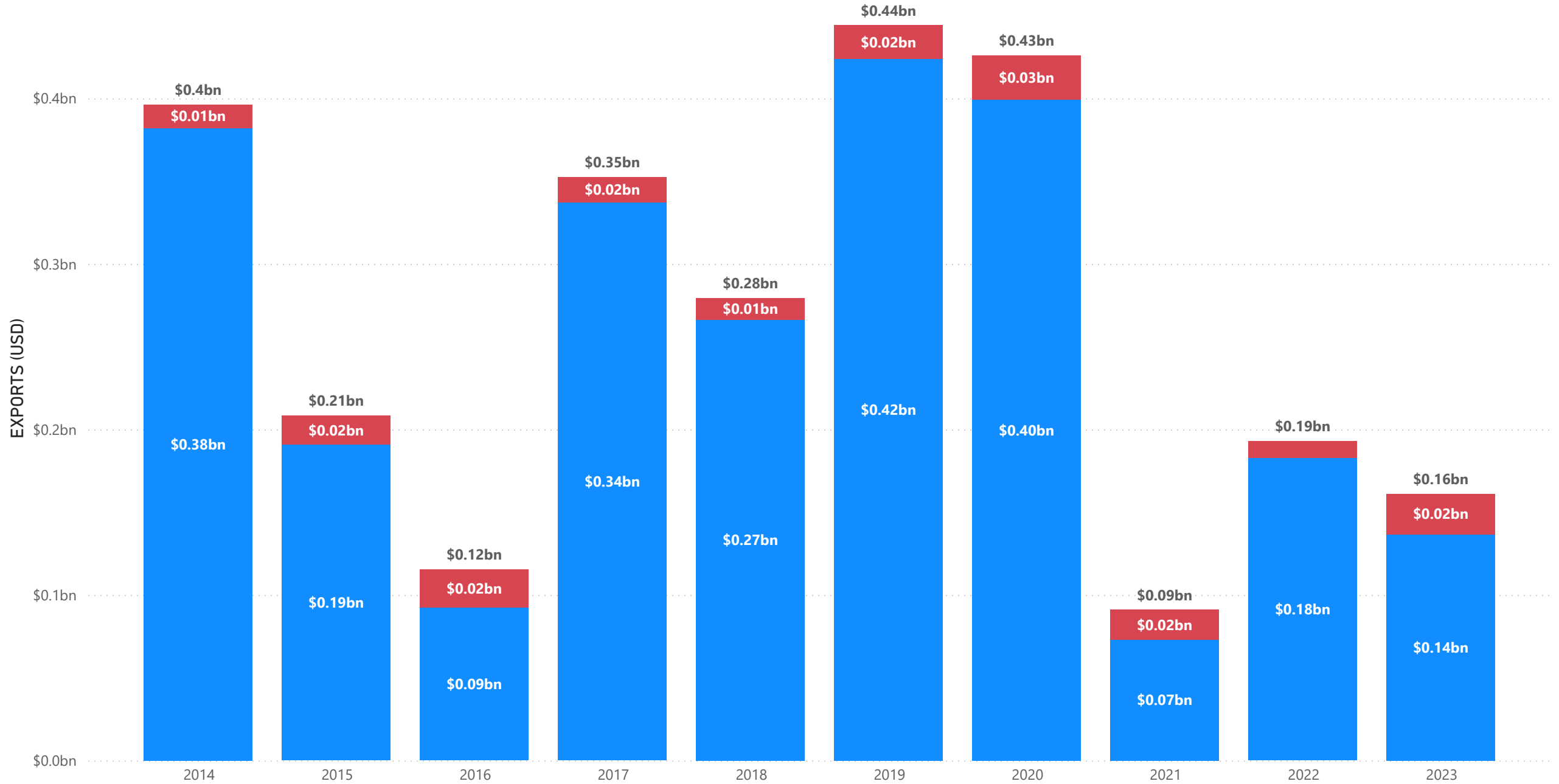


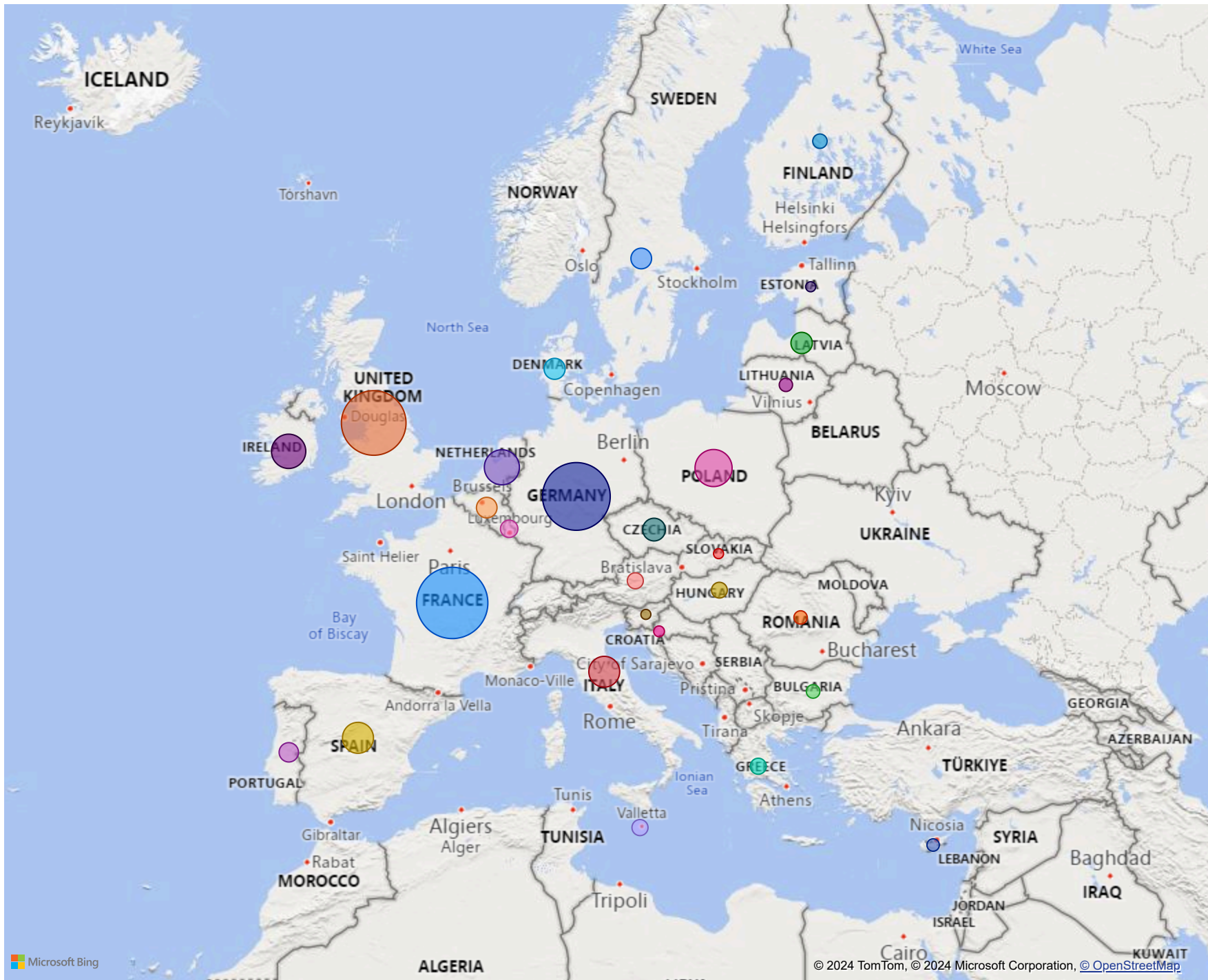
- PARTNER**
- France
 - Germany
 - United Kingdom
 - Poland
 - Netherlands
 - Ireland
 - Spain
 - Italy
 - Czech Republic
 - Latvia
 - Denmark
 - Sweden
 - Belgium
 - Portugal
 - Luxembourg
 - Malta and Gozo
 - Greece
 - Austria
 - Hungary
 - Finland
 - Bulgaria
 - Lithuania
 - Romania
 - Cyprus
 - Croatia
 - Estonia
 - Slovakia
 - Slovenia

PARTNER	Civil Aerospace & Defense
France	\$11,560,542,144
Germany	\$10,295,585,018
United Kingdom	\$9,273,175,938
Poland	\$2,516,038,662
Netherlands	\$2,191,176,116
Ireland	\$2,067,036,815
Spain	\$1,594,257,343
Italy	\$1,572,863,117
Czech Republic	\$680,724,306
Latvia	\$563,817,077
Denmark	\$541,081,589
Sweden	\$511,729,748
Belgium	\$506,279,810
Portugal	\$417,587,194
Luxembourg	\$293,814,376
Malta and Gozo	\$223,506,073
Greece	\$221,237,009
Austria	\$220,437,923
Hungary	\$208,706,459
Finland	\$147,310,415
Bulgaria	\$115,270,315
Lithuania	\$107,049,610
Romania	\$106,727,372
Cyprus	\$77,728,115
Croatia	\$36,593,153
Estonia	\$23,226,780
Slovakia	\$23,165,889
Slovenia	\$22,262,877

U.S. Civil Aerospace and Defense Exports to Austria (2014-2023)

● Civil Aircraft, Engines, and Parts ● Defense





- PARTNER**
- France
 - Germany
 - United Kingdom
 - Poland
 - Netherlands
 - Ireland
 - Spain
 - Italy
 - Czech Republic
 - Latvia
 - Denmark
 - Sweden
 - Belgium
 - Portugal
 - Luxembourg
 - Malta and Gozo
 - Greece
 - Austria
 - Hungary
 - Finland
 - Bulgaria
 - Lithuania
 - Romania
 - Cyprus
 - Croatia
 - Estonia
 - Slovakia
 - Slovenia

PARTNER	Civil Aerospace & Defense
France	\$11,560,542,144
Germany	\$10,295,585,018
United Kingdom	\$9,273,175,938
Poland	\$2,516,038,662
Netherlands	\$2,191,176,116
Ireland	\$2,067,036,815
Spain	\$1,594,257,343
Italy	\$1,572,863,117
Czech Republic	\$680,724,306
Latvia	\$563,817,077
Denmark	\$541,081,589
Sweden	\$511,729,748
Belgium	\$506,279,810
Portugal	\$417,587,194
Luxembourg	\$293,814,376
Malta and Gozo	\$223,506,073
Greece	\$221,237,009
Austria	\$220,437,923
Hungary	\$208,706,459
Finland	\$147,310,415
Bulgaria	\$115,270,315
Lithuania	\$107,049,610
Romania	\$106,727,372
Cyprus	\$77,728,115
Croatia	\$36,593,153
Estonia	\$23,226,780
Slovakia	\$23,165,889
Slovenia	\$22,262,877