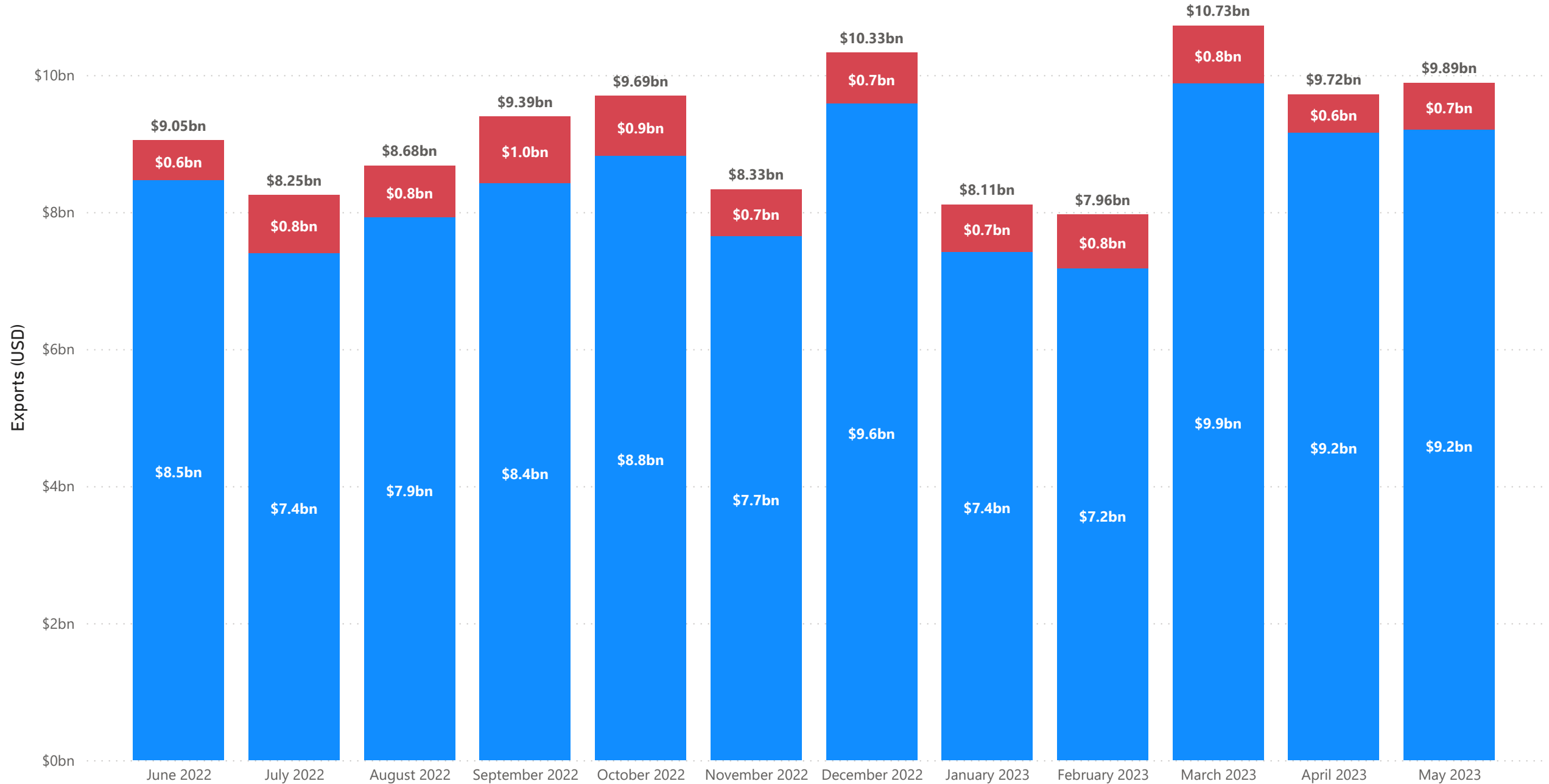
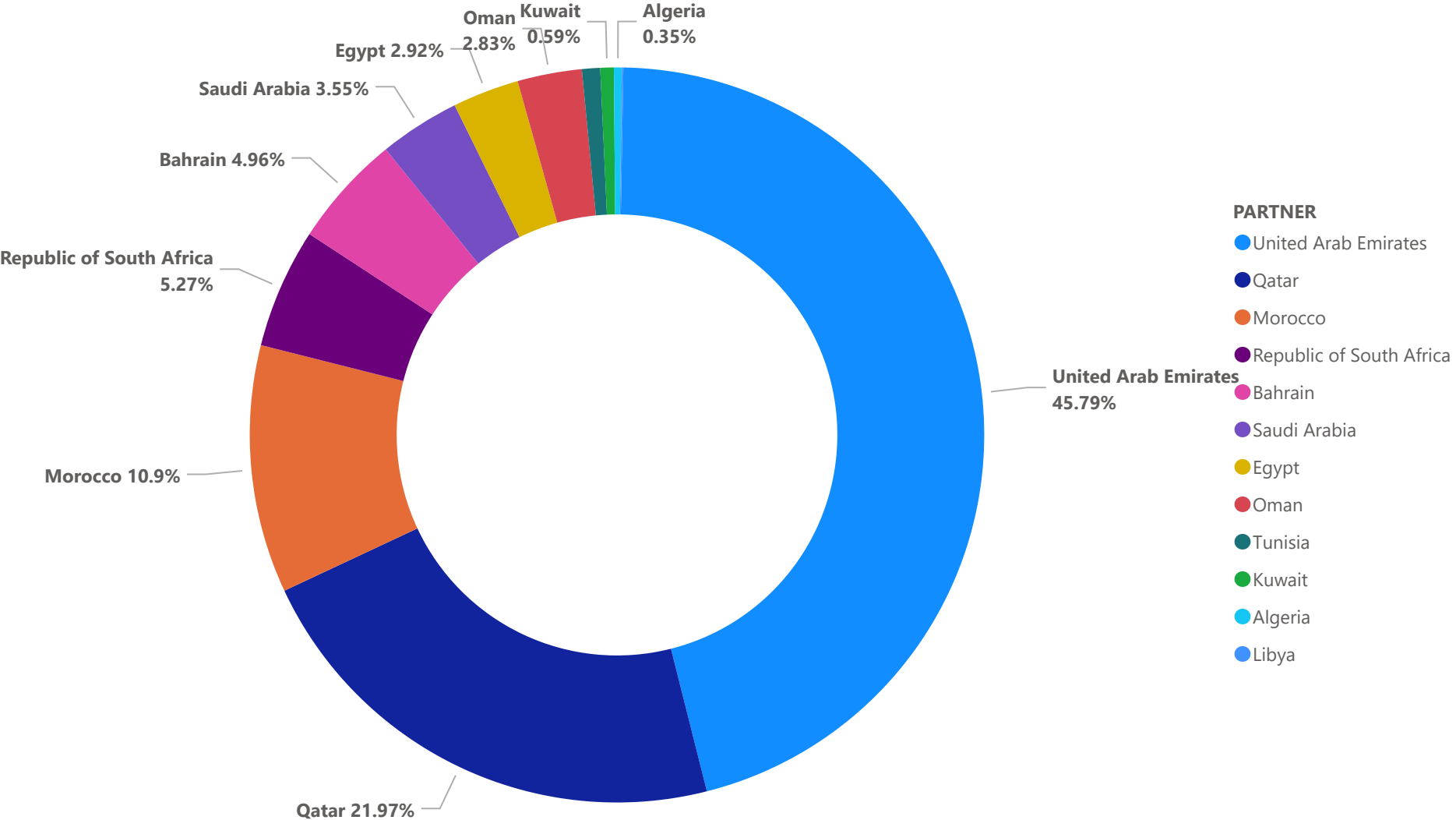


U.S. Aerospace and Defense Exports to the Middle East and South Africa (June 2022 - May 2023)

● Civil Aircraft, Engines, and Parts ● Defense

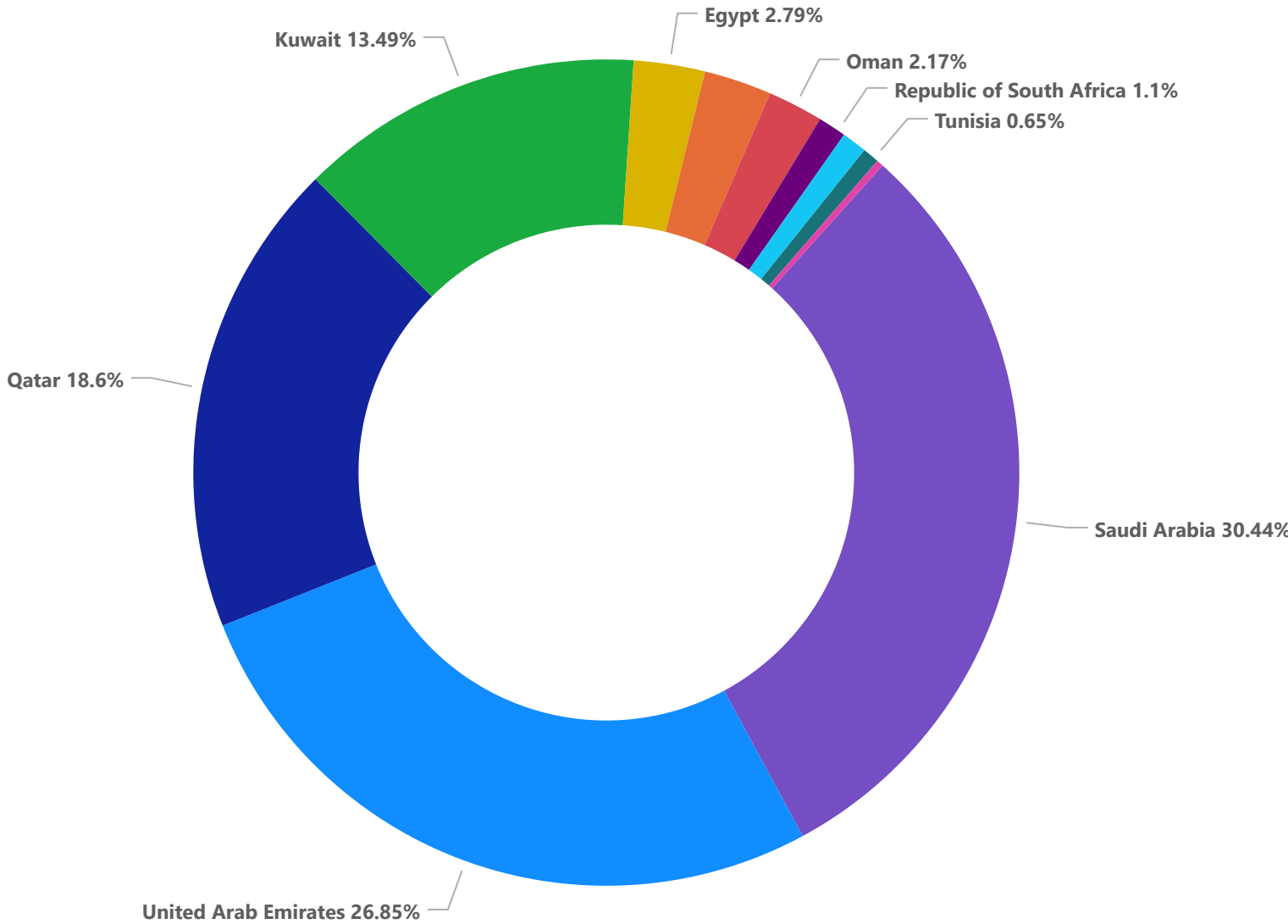


U.S. Civil Aircraft, Engines, & Parts Exports to the Middle East and South Africa (June 2022 - May 2023)



PARTNER	Civil Aircraft/Engines/Parts
United Arab Emirates	\$2,409,180,286
Qatar	\$1,156,066,910
Morocco	\$573,446,088
Republic of South Africa	\$277,403,478
Bahrain	\$260,908,337
Saudi Arabia	\$186,841,303
Egypt	\$153,885,036
Oman	\$149,131,666
Tunisia	\$42,076,035
Kuwait	\$31,241,499
Algeria	\$18,337,514
Libya	\$3,353,981

U.S. Defense Exports to the Middle East and South Africa (June 2022 - May 2023)

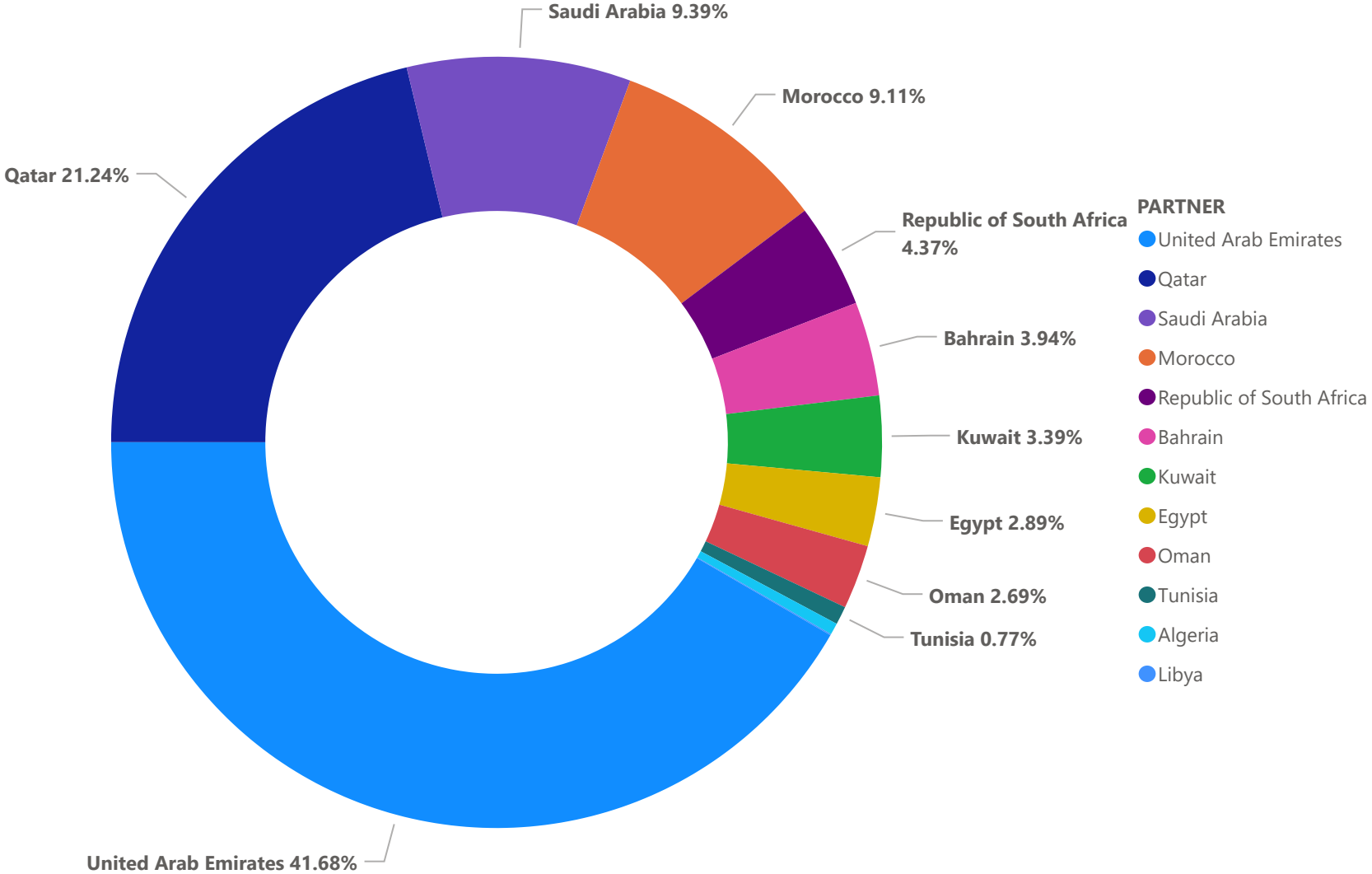


PARTNER

- Saudi Arabia
- United Arab Emirates
- Qatar
- Kuwait
- Egypt
- Morocco
- Oman
- Republic of South Africa
- Algeria
- Tunisia
- Bahrain
- Libya

PARTNER	Defense
Saudi Arabia	\$444,067,094
United Arab Emirates	\$391,694,555
Qatar	\$271,374,005
Kuwait	\$196,764,600
Egypt	\$40,658,253
Morocco	\$38,582,208
Oman	\$31,637,639
Republic of South Africa	\$16,105,949
Algeria	\$14,332,534
Tunisia	\$9,443,031
Bahrain	\$3,995,425
Libya	\$0

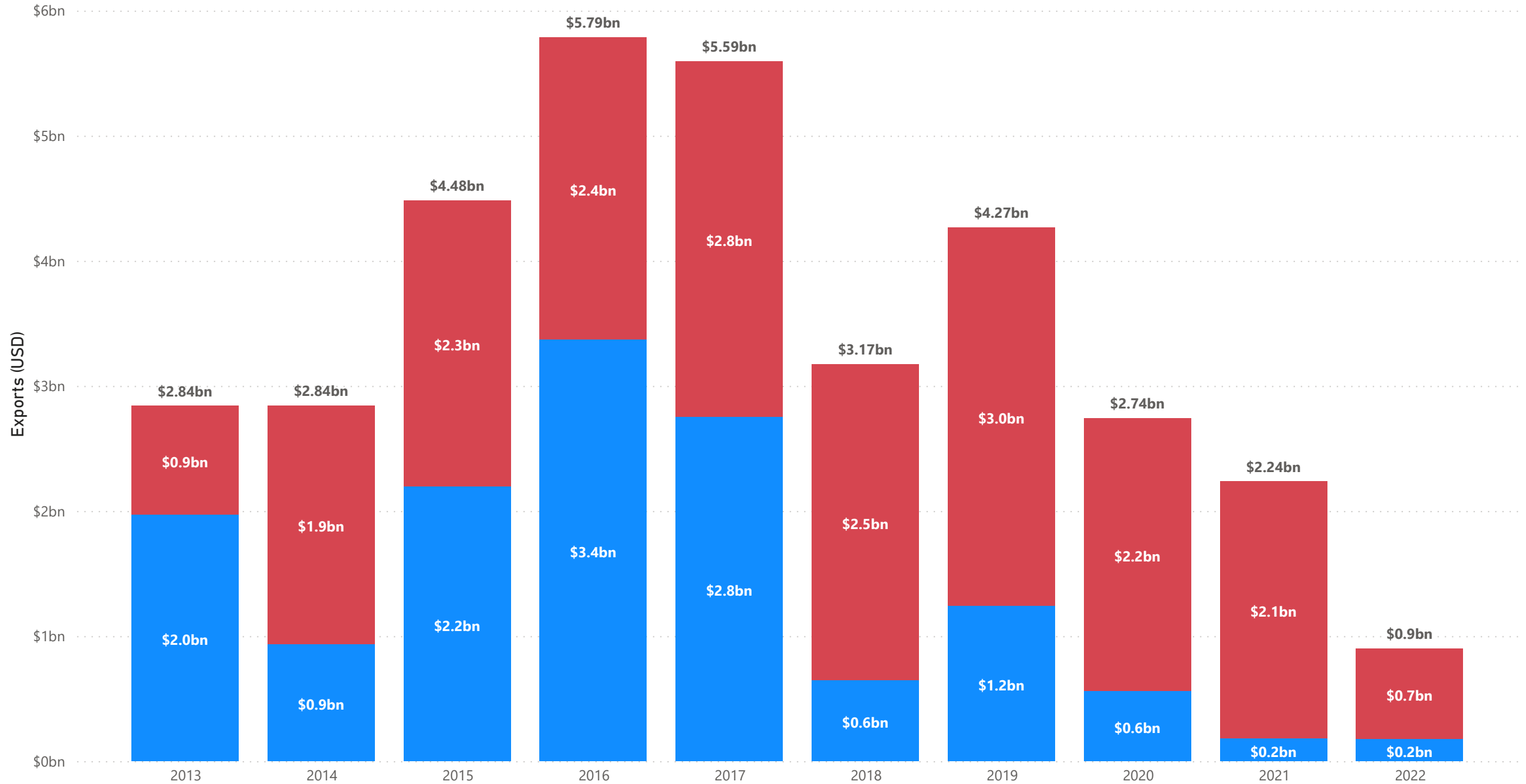
U.S. Civil Aerospace and Defense Exports to the Middle East and South Africa (June 2022 - May 2023)



PARTNER	Civil Aerospace & Defense
United Arab Emirates	\$2,800,874,841
Qatar	\$1,427,440,915
Saudi Arabia	\$630,908,397
Morocco	\$612,028,296
Republic of South Africa	\$293,509,427
Bahrain	\$264,903,762
Kuwait	\$228,006,099
Egypt	\$194,543,289
Oman	\$180,769,305
Tunisia	\$51,519,066
Algeria	\$32,670,048
Libya	\$3,353,981

U.S. Civil Aerospace and Defense Exports to Saudi Arabia (2013-2022)

● Civil Aircraft, Engines, and Parts ● Defense



Civil Aerospace and Defense Exports to the Middle East and South Africa (June 2022 - May 2023)



PARTNER	Civil Aerospace & Defense
United Arab Emirates	\$2,800,874,841
Qatar	\$1,427,440,915
Saudi Arabia	\$630,908,397
Morocco	\$612,028,296
Republic of South Africa	\$293,509,427
Bahrain	\$264,903,762
Kuwait	\$228,006,099
Egypt	\$194,543,289
Oman	\$180,769,305
Tunisia	\$51,519,066
Algeria	\$32,670,048
Libya	\$3,353,981