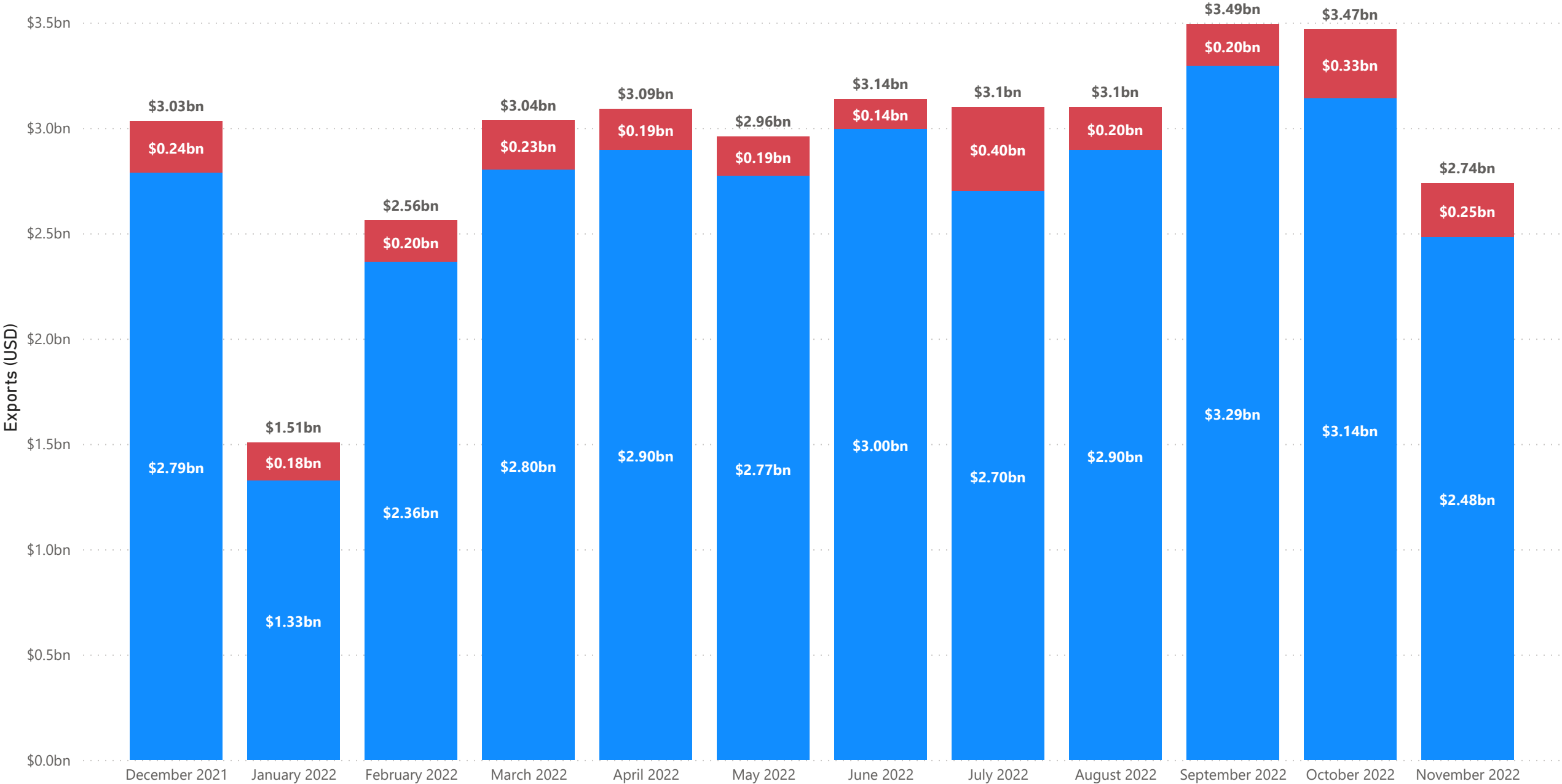
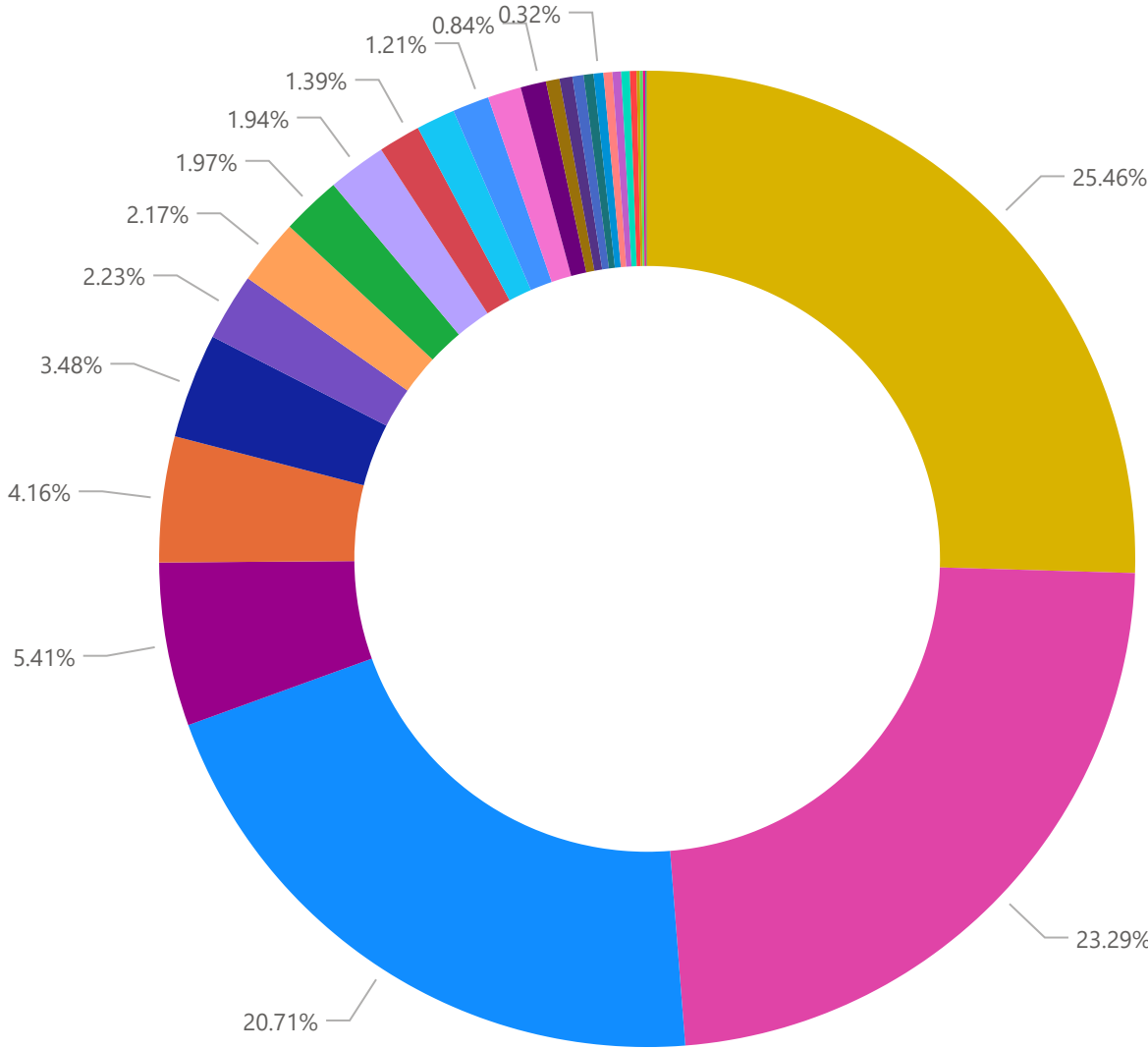


U.S. Aerospace and Defense Exports to the EU, Norway, Switzerland, and the U.K.

● Civil Aircraft, Engines, and Parts ● Defense



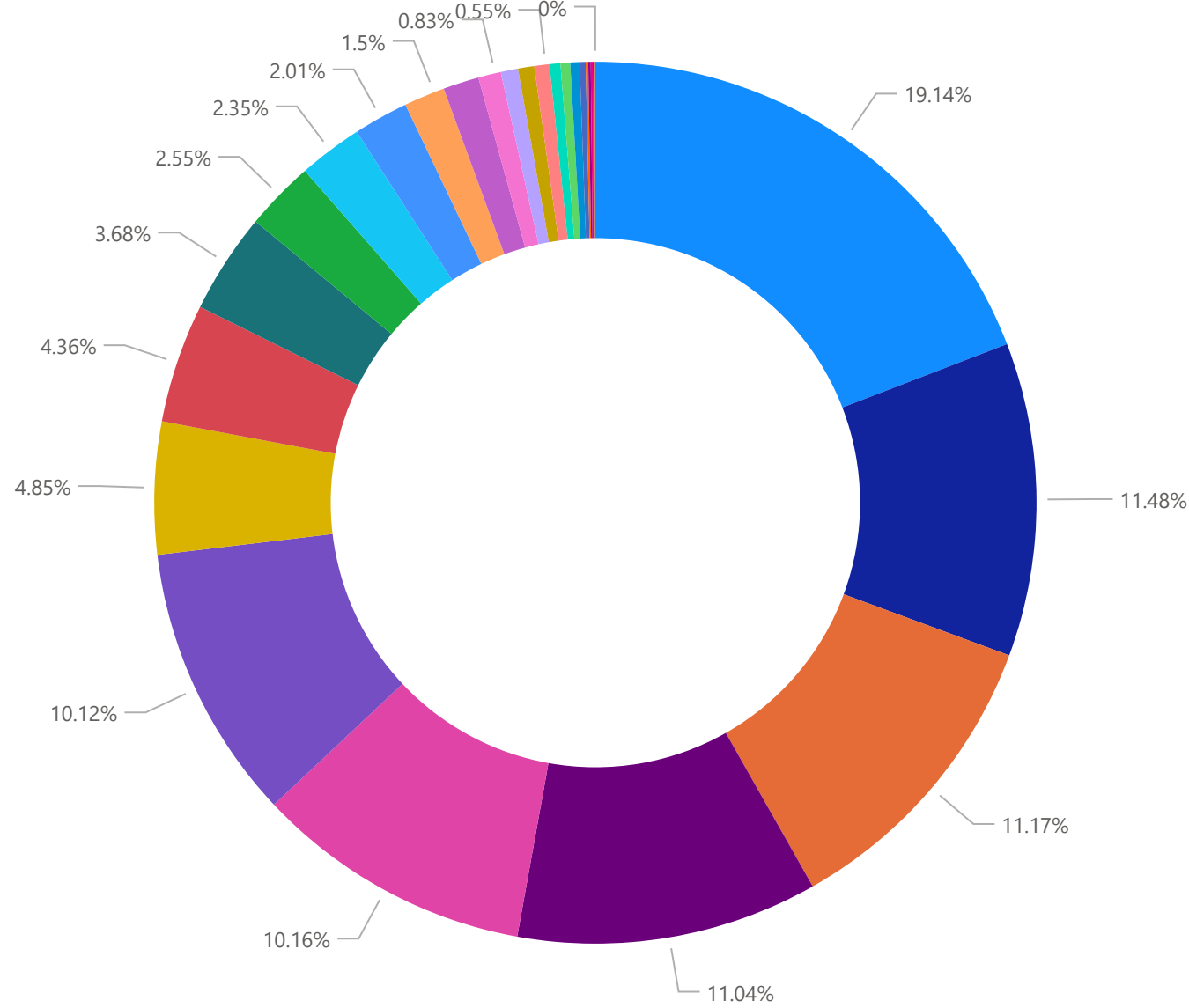
U.S. Civil Aircraft, Engines, and Parts Exports to the EU, Norway, Switzerland, and the U.K. (December 2021 - November 2022)



- France
- Germany
- United Kingdom
- Ireland
- Netherlands
- Poland
- Italy
- Switzerland
- Spain
- Luxembourg
- Norway
- Portugal
- Belgium
- Czech Republic
- Sweden
- Malta and Gozo
- Bulgaria
- Austria
- Romania
- Hungary
- Lithuania
- Denmark
- Finland
- Latvia
- Greece
- Estonia
- Slovenia
- Cyprus
- Slovakia
- Croatia

PARTNER	Civil Aircraft/Engines/Parts
France	\$8,573,904,467
Germany	\$7,842,927,258
United Kingdom	\$6,975,081,914
Ireland	\$1,822,225,501
Netherlands	\$1,401,102,639
Poland	\$1,170,364,776
Italy	\$749,753,688
Switzerland	\$730,607,366
Spain	\$664,807,330
Luxembourg	\$651,669,398
Norway	\$468,674,556
Portugal	\$433,759,507
Belgium	\$408,183,431
Czech Republic	\$373,232,434
Sweden	\$284,451,390
Malta and Gozo	\$151,258,016
Bulgaria	\$144,082,667
Austria	\$124,549,185
Romania	\$110,260,251
Hungary	\$108,998,067
Lithuania	\$98,832,310
Denmark	\$96,845,274
Finland	\$95,145,634
Latvia	\$74,028,497
Greece	\$36,015,089
Estonia	\$34,593,386
Slovenia	\$26,050,203
Cyprus	\$11,603,750
Slovakia	\$5,179,366
Croatia	\$3,685,283

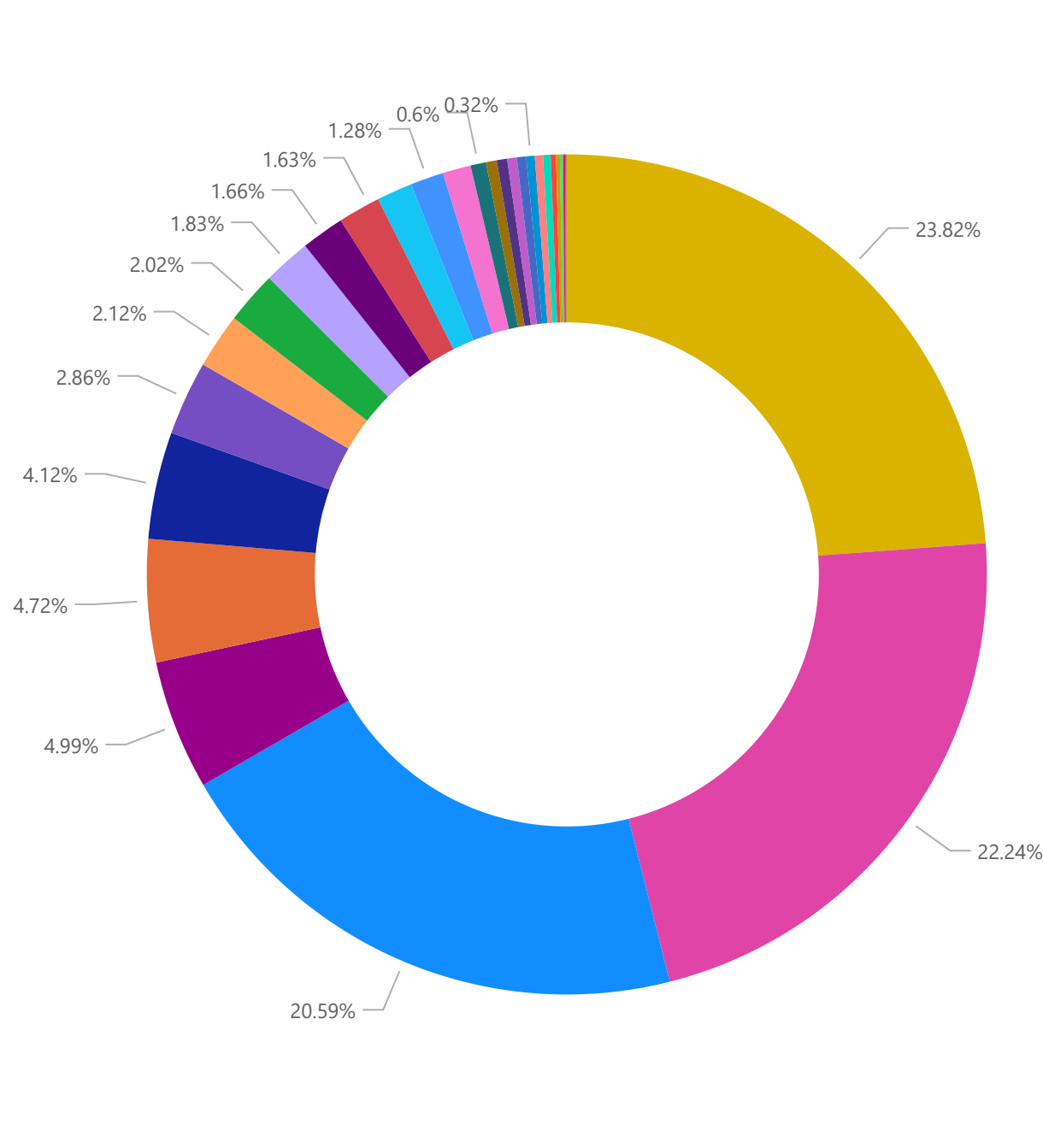
U.S. Defense Exports to the EU, Norway, Switzerland, and the U.K. (December 2021 - November 2022)



- United Kingdom
- Poland
- Netherlands
- Sweden
- Germany
- Italy
- France
- Norway
- Romania
- Spain
- Portugal
- Belgium
- Switzerland
- Denmark
- Czech Republic
- Luxembourg
- Greece
- Lithuania
- Finland
- Estonia
- Hungary
- Austria
- Slovakia
- Ireland
- Slovenia
- Bulgaria
- Malta and Gozo
- Latvia
- Cyprus
- Croatia

PARTNER	Defense
United Kingdom	\$559,930,109
Poland	\$335,825,108
Netherlands	\$326,746,529
Sweden	\$322,807,398
Germany	\$297,073,239
Italy	\$295,864,215
France	\$141,794,900
Norway	\$127,620,675
Romania	\$107,665,389
Spain	\$74,710,674
Portugal	\$68,644,210
Belgium	\$58,762,393
Switzerland	\$43,859,259
Denmark	\$38,397,335
Czech Republic	\$24,349,443
Luxembourg	\$18,451,463
Greece	\$17,371,717
Lithuania	\$16,205,047
Finland	\$11,624,263
Estonia	\$10,382,559
Hungary	\$9,932,445
Austria	\$6,419,373
Slovakia	\$2,734,701
Ireland	\$2,611,072
Slovenia	\$2,143,421
Bulgaria	\$1,730,291
Malta and Gozo	\$436,775
Latvia	\$425,296
Cyprus	\$92,816
Croatia	\$85,334

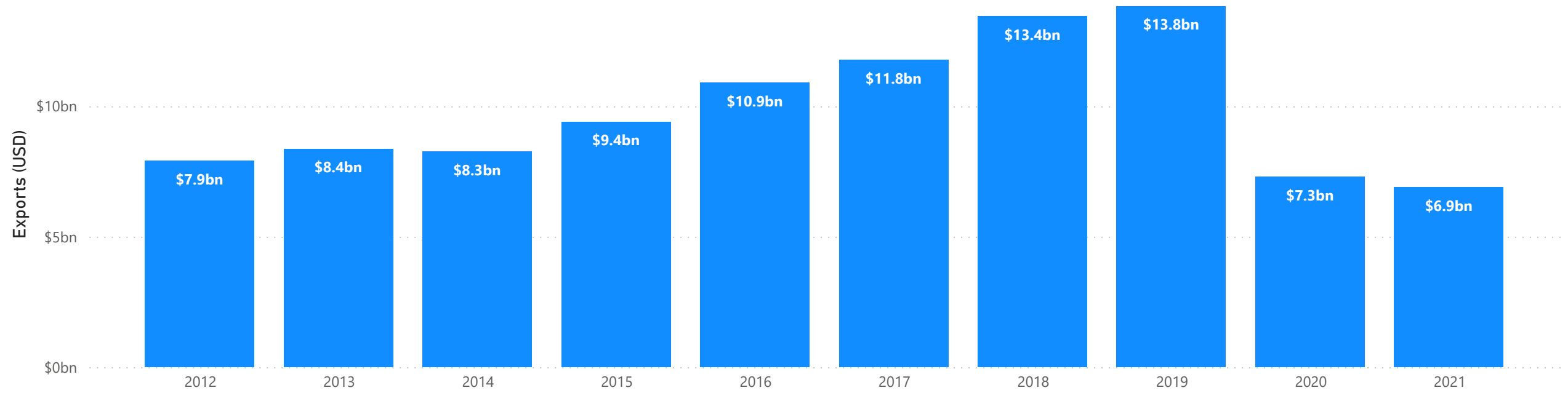
U.S. Civil Aerospace and Defense Exports to the EU, Norway, Switzerland, and the U.K. (December 2021 - November 2022)



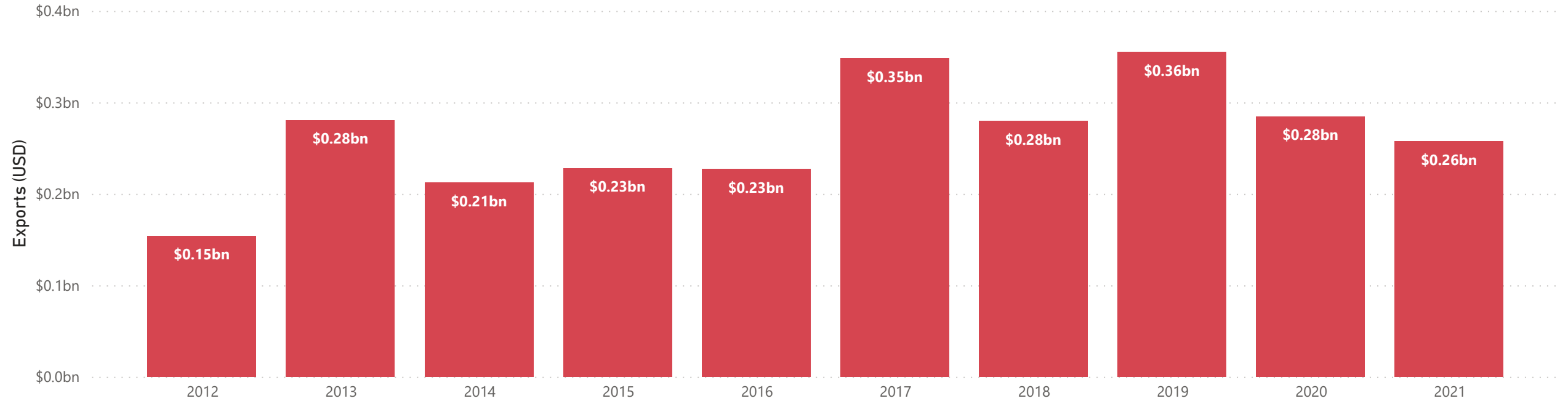
- France
- Germany
- United Kingdom
- Ireland
- Netherlands
- Poland
- Italy
- Switzerland
- Spain
- Luxembourg
- Sweden
- Norway
- Portugal
- Belgium
- Czech Republic
- Romania
- Malta and Gozo
- Bulgaria
- Denmark
- Austria
- Hungary
- Lithuania
- Finland
- Latvia
- Greece
- Estonia
- Slovenia
- Cyprus
- Slovakia
- Croatia

PARTNER	Civil Aerospace & Defense
France	\$8,715,699,367
Germany	\$8,140,000,497
United Kingdom	\$7,535,012,023
Ireland	\$1,824,836,573
Netherlands	\$1,727,849,168
Poland	\$1,506,189,884
Italy	\$1,045,617,903
Switzerland	\$774,466,625
Spain	\$739,518,004
Luxembourg	\$670,120,861
Sweden	\$607,258,788
Norway	\$596,295,231
Portugal	\$502,403,717
Belgium	\$466,945,824
Czech Republic	\$397,581,877
Romania	\$217,925,640
Malta and Gozo	\$151,694,791
Bulgaria	\$145,812,958
Denmark	\$135,242,609
Austria	\$130,968,558
Hungary	\$118,930,512
Lithuania	\$115,037,357
Finland	\$106,769,897
Latvia	\$74,453,793
Greece	\$53,386,806
Estonia	\$44,975,945
Slovenia	\$28,193,624
Cyprus	\$11,696,566
Slovakia	\$7,914,067
Croatia	\$3,770,617

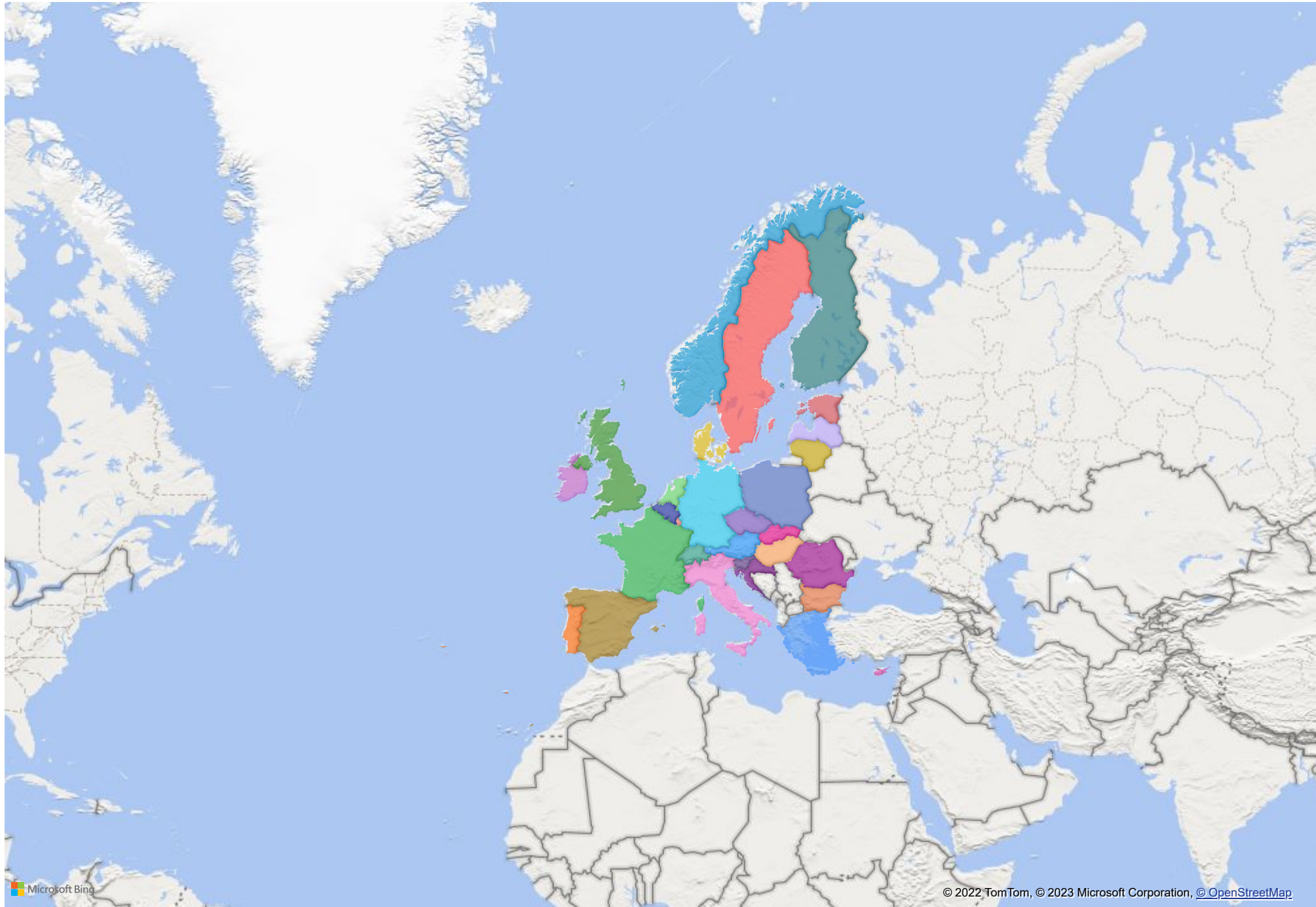
U.S. Civil Aerospace Exports to France (2012-2021)



U.S. Defense Exports to France (2012-2021)



Aerospace and Defense Exports to the EU and the UK (December 2021 - November 2022)



PARTNER	Civil & Defense Exports
Austria	\$130,968,558
Belgium	\$466,945,824
Bulgaria	\$145,812,958
Croatia	\$3,770,617
Cyprus	\$11,696,566
Czech Republic	\$397,581,877
Denmark	\$135,242,609
Estonia	\$44,975,945
Finland	\$106,769,897
France	\$8,715,699,367
Germany	\$8,140,000,497
Greece	\$53,386,806
Hungary	\$118,930,512
Ireland	\$1,824,836,573
Italy	\$1,045,617,903
Latvia	\$74,453,793
Lithuania	\$115,037,357
Luxembourg	\$670,120,861
Malta and Gozo	\$151,694,791
Netherlands	\$1,727,849,168
Norway	\$596,295,231
Poland	\$1,506,189,884
Portugal	\$502,403,717
Romania	\$217,925,640
Slovakia	\$7,914,067
Slovenia	\$28,193,624
Spain	\$739,518,004
Sweden	\$607,258,788
Switzerland	\$774,466,625
United Kingdom	\$7,535,012,023