



INTERNATIONAL
TRADE
ADMINISTRATION

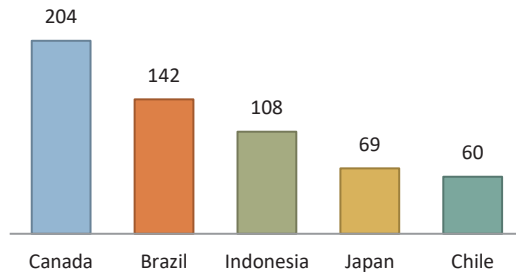
Wyoming Exports, Jobs, & Foreign Investment

Wyoming Depends on World Markets

- Exports from Wyoming helped contribute to the \$2.33 trillion of U.S. goods and services exports in 2017.

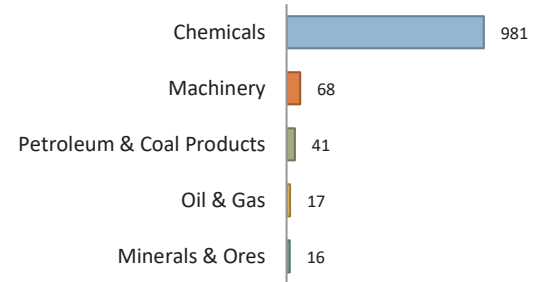
\$1.2 billion

Wyoming's Top 5 Export Markets (Millions of U.S. Dollars)



Wyoming goods exports in 2017

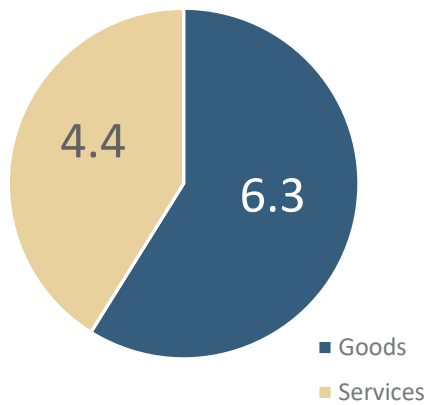
Wyoming's Top 5 Export Categories (Millions of U.S. Dollars)



Exports Support Jobs

- Nationally, U.S. jobs supported by exports reached an estimated 10.7 million in 2016, up 1.2 million from 2006.

Jobs Supported by Total U.S. Exports
Totalled 10.7 Million Jobs in 2016, Nationwide



5,384

U.S. jobs supported by goods exports from Wyoming in 2016

85% of these jobs were supported by manufactured goods exports

Exports Sustain Hundreds of Wyoming Businesses

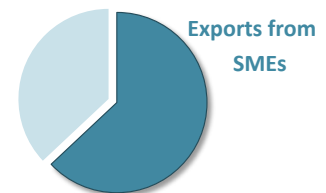
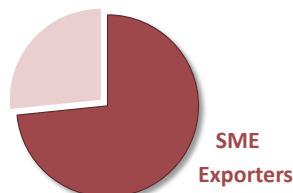
- A total of 447 companies exported from Wyoming locations in 2015.

328

Number of small and medium-sized (SME) goods exporters in Wyoming in 2015

SMEs account for **73%** of Wyoming goods exporters

...and **63%** of known Wyoming goods export value





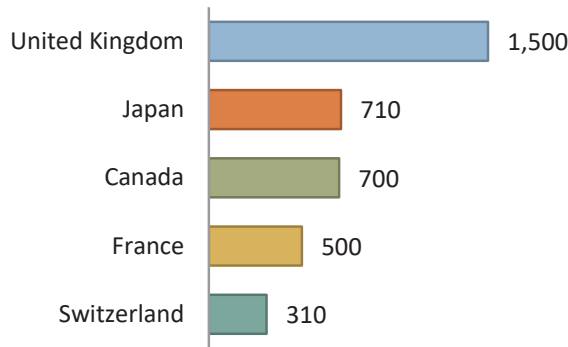
Wyoming Exports, Jobs, & Foreign Investment

Foreign Investment & Jobs in Wyoming

- In 2015, foreign-owned companies employed 7,900 Wyoming workers

Wyoming Employment in Foreign-Owned Companies

Number of Employees by Country of UBO



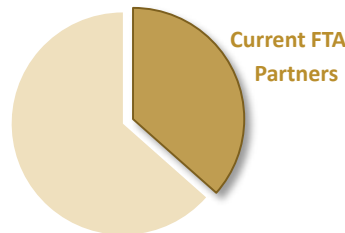
3.6%

Share of Wyoming private-industry employment at foreign-owned firms

Free Trade Agreements

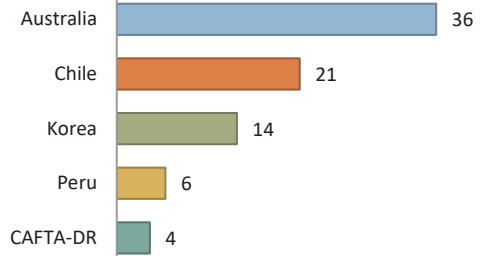
- The U.S. currently has 14 free trade agreements in force with 20 countries.
- Wyoming's exports to U.S. FTA partners totaled \$437.1 million in 2017.

In 2017, exports to FTA markets accounted for **37%** of Wyoming exports



Since 2007, exports from Wyoming have grown to several FTA markets

Top Dollar Growth, 2007-17 (Millions of U.S. Dollars)



Wyoming's Metropolitan Exports

- Cheyenne is the 368th largest metro area reporting exports nationwide.

| Metro Area | 2016 Goods Export Value | Share of State Exports |
|------------|-------------------------|------------------------|
| Cheyenne | \$39 million | 11.80% |
| Casper | \$34 million | 10.20% |

Prepared by the Office of Trade and Economic Analysis, International Trade Administration, U.S. Department of Commerce.

For more resources please see www.trade.gov/mas/ian. Sources include resources from the U.S. Department of Commerce's International Trade Administration, Bureau of the Census, and Bureau of Economic Analysis.