



INTERNATIONAL
TRADE
ADMINISTRATION

Wisconsin Exports, Jobs, & Foreign Investment

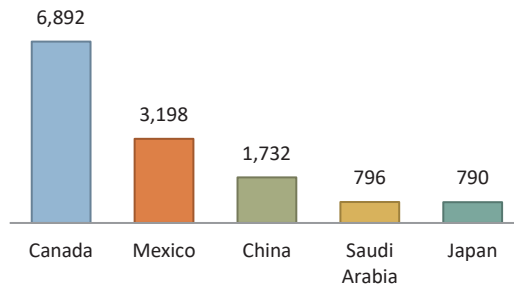
Wisconsin Depends on World Markets

- Exports from Wisconsin helped contribute to the \$2.33 trillion of U.S. goods and services exports in 2017.

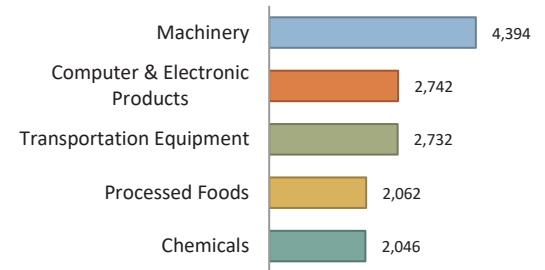
\$22.3 billion

Wisconsin goods exports in 2017

Wisconsin's Top 5 Export Markets (Millions of U.S. Dollars)



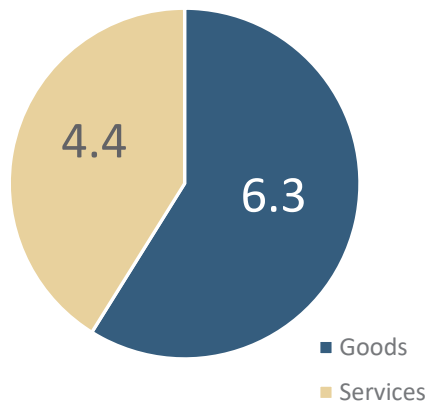
Wisconsin's Top 5 Export Categories (Millions of U.S. Dollars)



Exports Support Jobs

- Nationally, U.S. jobs supported by exports reached an estimated 10.7 million in 2016, up 1.2 million from 2006.

Jobs Supported by Total U.S. Exports
Totalled 10.7 Million Jobs in 2016, Nationwide



111,075

U.S. jobs supported by goods exports from Wisconsin in 2016

93% of these jobs were supported by manufactured goods exports

Exports Sustain Thousands of Wisconsin Businesses

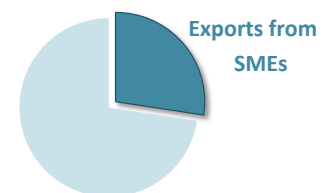
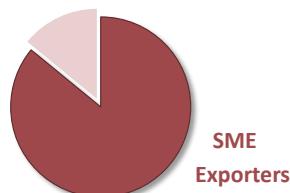
- A total of 8,634 companies exported from Wisconsin locations in 2015.

7,419

Number of small and medium-sized (SME) goods exporters in Wisconsin in 2015

SMEs account for **86%** of Wisconsin goods exporters

...and **27%** of known Wisconsin goods export value





INTERNATIONAL
TRADE
ADMINISTRATION

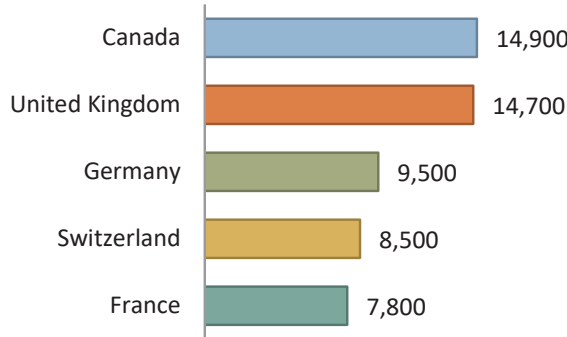
Wisconsin Exports, Jobs, & Foreign Investment

Foreign Investment & Jobs in Wisconsin

- In 2015, foreign-owned companies employed 93,000 Wisconsin workers

Wisconsin Employment in Foreign-Owned Companies

Number of Employees by Country of UBO



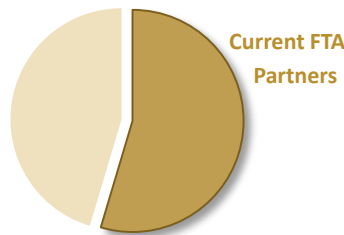
3.8%

Share of Wisconsin private-industry employment at foreign-owned firms

Free Trade Agreements


- The U.S. currently has 14 free trade agreements in force with 20 countries.
- Wisconsin's exports to U.S. FTA partners totaled \$12.2 billion in 2017.

In 2017, exports to FTA markets accounted for **55%** of Wisconsin exports



Since 2007, exports from Wisconsin to FTA markets have grown by **32%**

Top Dollar Growth, 2007-17 (Millions of U.S. Dollars)



Wisconsin's Metropolitan Exports

- Chicago-Naperville-Elgin is the 5th largest metro area reporting exports nationwide.

Metro Area	2016 Goods Export Value	Share of State Exports
Chicago-Naperville-Elgin	\$43.9 billion	*
Minneapolis-St. Paul-Bloomington	\$18.3 billion	*
Milwaukee-Waukesha-West Allis	\$7.3 billion	33.10%
Madison	\$2.2 billion	10.10%
Oshkosh-Neenah	\$1.3 billion	5.90%
Racine	\$1.1 billion	5.00%
Green Bay	\$1.0 billion	4.80%
Appleton	\$1.0 billion	4.70%
Janesville-Beloit	\$1.0 billion	4.60%

*Share of state exports unavailable for MSAs that cross state lines

Prepared by the Office of Trade and Economic Analysis, International Trade Administration, U.S. Department of Commerce.

For more resources please see www.trade.gov/mas/ian. Sources include resources from the U.S. Department of Commerce's International Trade Administration, Bureau of the Census, and Bureau of Economic Analysis.