



INTERNATIONAL  
**TRADE**  
ADMINISTRATION

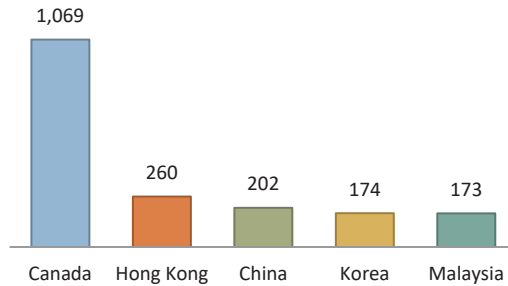
# Vermont Exports, Jobs, & Foreign Investment

## Vermont Depends on World Markets

- Exports from Vermont helped contribute to the \$2.33 trillion of U.S. goods and services exports in 2017.

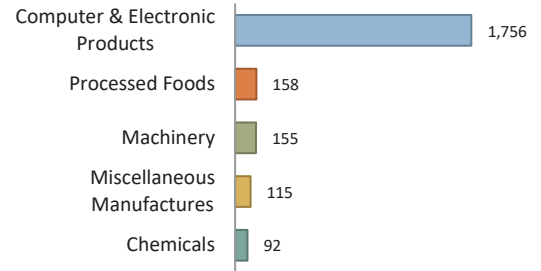
# \$2.8 billion

Vermont's Top 5 Export Markets  
(Millions of U.S. Dollars)



## Vermont goods exports in 2017

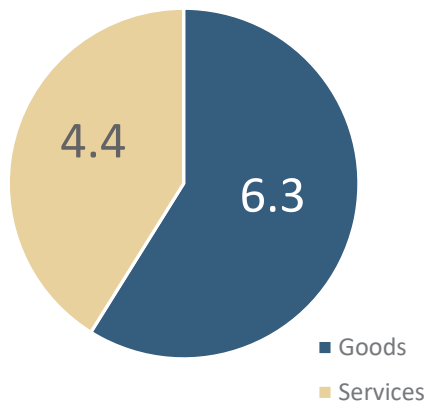
Vermont's Top 5 Export Categories  
(Millions of U.S. Dollars)



## Exports Support Jobs

- Nationally, U.S. jobs supported by exports reached an estimated 10.7 million in 2016, up 1.2 million from 2006.

Jobs Supported by Total U.S. Exports  
Totalled 10.7 Million Jobs in 2016, Nationwide



# 11,707

U.S. jobs supported by goods exports from Vermont in 2016

**97%** of these jobs were supported by manufactured goods exports

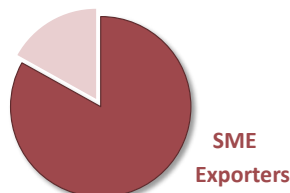
## Exports Sustain Thousands of Vermont Businesses

- A total of 1,183 companies exported from Vermont locations in 2015.

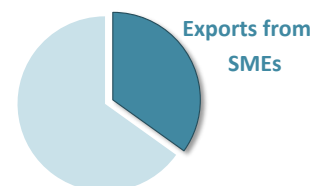
# 983

Number of small and medium-sized (SME) goods exporters in Vermont in 2015

SMEs account for **83%** of Vermont goods exporters



...and **35%** of known Vermont goods export value





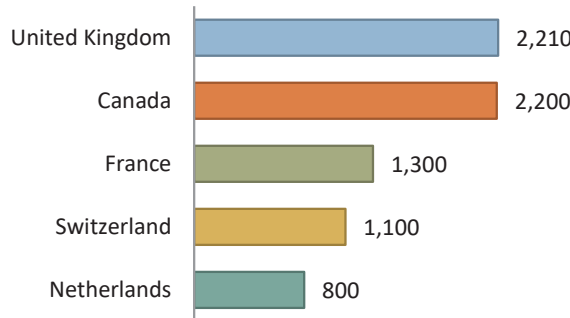
# Vermont Exports, Jobs, & Foreign Investment

## Foreign Investment & Jobs in Vermont

- In 2015, foreign-owned companies employed 12,400 Vermont workers

### Vermont Employment in Foreign-Owned Companies

Number of Employees by Country of UBO



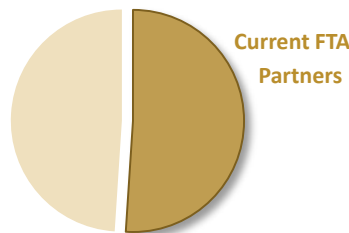
**4.7%**

Share of Vermont private-industry employment at foreign-owned firms

## Free Trade Agreements

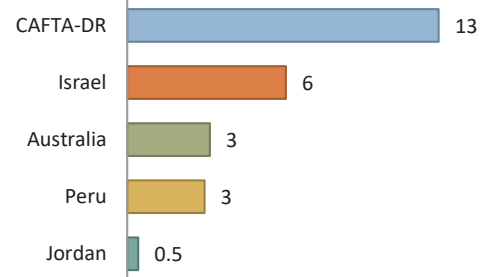
- The U.S. currently has 14 free trade agreements in force with 20 countries.
- Vermont's exports to U.S. FTA partners totaled \$1.4 billion in 2017.

In 2017, exports to FTA markets accounted for **51%** of Vermont exports



Since 2007, exports from Vermont have grown to several FTA markets

Top Dollar Growth, 2007-17  
(Millions of U.S. Dollars)



## Vermont's Metropolitan Exports

- Burlington-South Burlington is the 121st largest metro area reporting exports nationwide.

Metro Area	2016 Goods Export Value	Share of State Exports
Burlington-South Burlington	\$1.4 billion	70.50%

Prepared by the Office of Trade and Economic Analysis, International Trade Administration, U.S. Department of Commerce.

For more resources please see [www.trade.gov/mas/ian](http://www.trade.gov/mas/ian). Sources include resources from the U.S. Department of Commerce's International Trade Administration, Bureau of the Census, and Bureau of Economic Analysis.