



INTERNATIONAL
TRADE
ADMINISTRATION

Virginia Exports, Jobs, & Foreign Investment

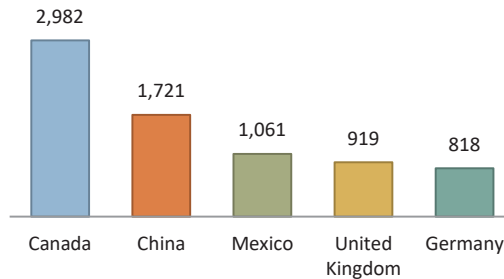
Virginia Depends on World Markets

- Exports from Virginia helped contribute to the \$2.33 trillion of U.S. goods and services exports in 2017.

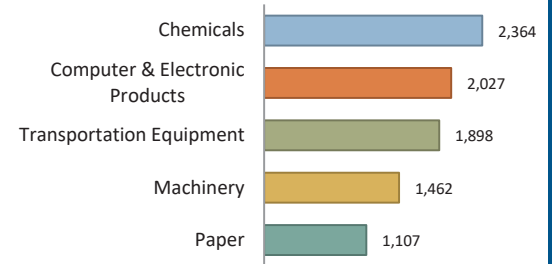
\$16.5 billion

Virginia goods exports in 2017

Virginia's Top 5 Export Markets (Millions of U.S. Dollars)



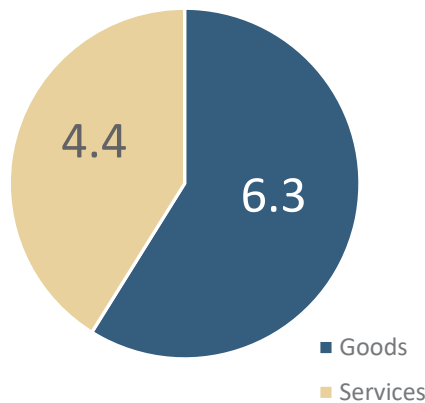
Virginia's Top 5 Export Categories (Millions of U.S. Dollars)



Exports Support Jobs

- Nationally, U.S. jobs supported by exports reached an estimated 10.7 million in 2016, up 1.2 million from 2006.

Jobs Supported by Total U.S. Exports
Totaled 10.7 Million Jobs in 2016, Nationwide



78,434

U.S. jobs supported by goods exports from Virginia in 2016

90% of these jobs were supported by manufactured goods exports

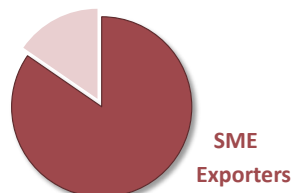
Exports Sustain Thousands of Virginia Businesses

- A total of 7,247 companies exported from Virginia locations in 2015.

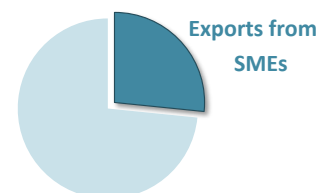
6,131

Number of small and medium-sized (SME) goods exporters in Virginia in 2015

SMEs account for **85%** of Virginia goods exporters



...and **27%** of known Virginia goods export value



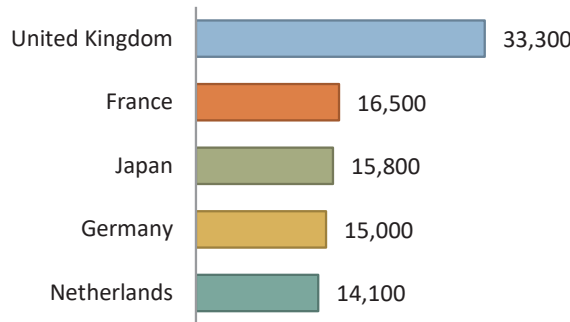


Virginia Exports, Jobs, & Foreign Investment

Foreign Investment & Jobs in Virginia

- In 2015, foreign-owned companies employed 182,400 Virginia workers

Virginia Employment in Foreign-Owned Companies
Number of Employees by Country of UBO



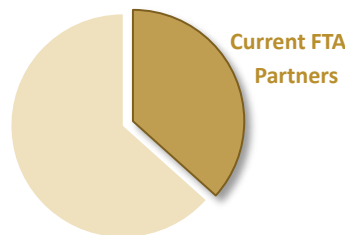
5.8%

Share of Virginia private-industry employment at foreign-owned firms

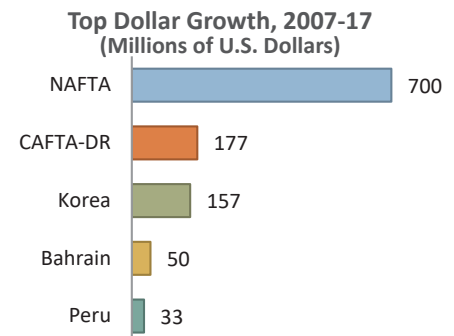
Free Trade Agreements

- The U.S. currently has 14 free trade agreements in force with 20 countries.
- Virginia's exports to U.S. FTA partners totaled \$6.1 billion in 2017.

In 2017, exports to FTA markets accounted for **37%** of Virginia exports



Since 2007, exports from Virginia have grown to several FTA markets



Virginia's Metropolitan Exports

- Washington-Arlington-Alexandria is the 22nd largest metro area reporting exports nationwide.

Metro Area	2016 Goods Export Value	Share of State Exports
Washington-Arlington-Alexandria	\$13.6 billion	*
Kingsport-Bristol-Bristol	\$3.7 billion	*
Richmond	\$3.5 billion	21.20%
Virginia Beach-Norfolk-Newport News	\$3.3 billion	*
Blacksburg-Christiansburg-Radford	\$795 million	4.80%
Roanoke	\$613 million	3.70%
Harrisonburg	\$513 million	3.10%
Lynchburg	\$460 million	2.80%
Winchester	\$315 million	*

*Share of state exports unavailable for MSAs that cross state lines

Prepared by the Office of Trade and Economic Analysis, International Trade Administration, U.S. Department of Commerce.

For more resources please see www.trade.gov/mas/ian. Sources include resources from the U.S. Department of Commerce's International Trade Administration, Bureau of the Census, and Bureau of Economic Analysis.