



INTERNATIONAL
TRADE
ADMINISTRATION

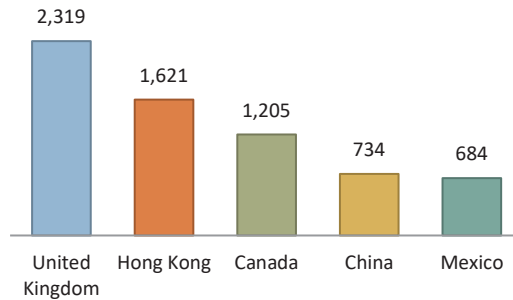
Utah Exports, Jobs, & Foreign Investment

Utah Depends on World Markets

- Exports from Utah helped contribute to the \$2.33 trillion of U.S. goods and services exports in 2017.

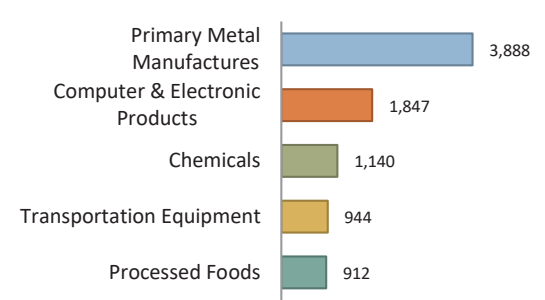
\$11.6 billion

Utah's Top 5 Export Markets
(Millions of U.S. Dollars)



Utah goods exports in 2017

Utah's Top 5 Export Categories
(Millions of U.S. Dollars)



Exports Support Jobs

- Nationally, U.S. jobs supported by exports reached an estimated 10.7 million in 2016, up 1.2 million from 2006.

Jobs Supported by Utah Goods Exports Up by 12 Thousand Jobs Over Past Ten Years



51,267

U.S. jobs supported by goods exports from Utah in 2016

97% of these jobs were supported by manufactured goods exports

Exports Sustain Thousands of Utah Businesses

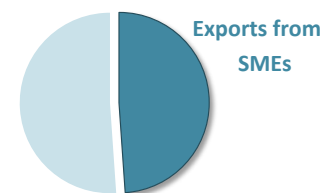
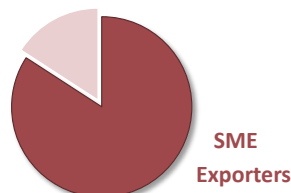
- A total of 3,466 companies exported from Utah locations in 2015.

2,917

Number of small and medium-sized (SME) goods exporters in Utah in 2015

SMEs account for **84%** of Utah goods exporters

...and **49%** of known Utah goods export value





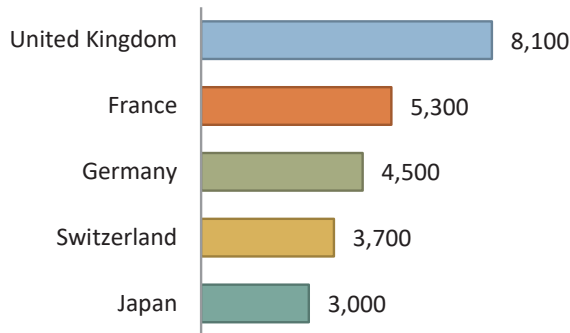
INTERNATIONAL
TRADE
ADMINISTRATION

Utah Exports, Jobs, & Foreign Investment

Foreign Investment & Jobs in Utah

- In 2015, foreign-owned companies employed 42,200 Utah workers

Utah Employment in Foreign-Owned Companies
Number of Employees by Country of UBO



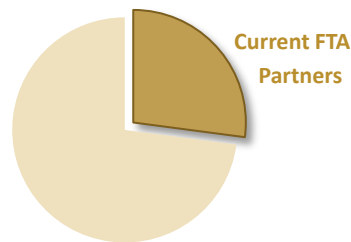
3.6%

Share of Utah private-industry employment at foreign-owned firms

Free Trade Agreements

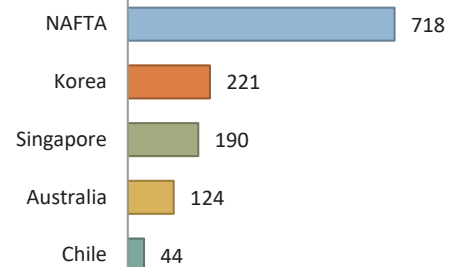
- The U.S. currently has 14 free trade agreements in force with 20 countries.
- Utah's exports to U.S. FTA partners totaled \$3.1 billion in 2017.

In 2017, exports to FTA markets accounted for **27%** of Utah exports



Since 2007, exports from Utah to FTA markets have grown by **75%**

Top Dollar Growth, 2007-17
(Millions of U.S. Dollars)



Utah's Metropolitan Exports

- Salt Lake City is the 36th largest metro area reporting exports nationwide.

Metro Area	2016 Goods Export Value	Share of State Exports
Salt Lake City	\$8.7 billion	66.80%
Provo-Orem	\$1.9 billion	14.60%
Ogden-Clearfield	\$1.6 billion	12.40%
Logan	\$482 million	*
St. George	\$36 million	0.30%

*Share of state exports unavailable for MSAs that cross state lines

Prepared by the Office of Trade and Economic Analysis, International Trade Administration, U.S. Department of Commerce.

For more resources please see www.trade.gov/mas/ian. Sources include resources from the U.S. Department of Commerce's International Trade Administration, Bureau of the Census, and Bureau of Economic Analysis.