



INTERNATIONAL  
**TRADE**  
ADMINISTRATION

# Tennessee Exports, Jobs, & Foreign Investment

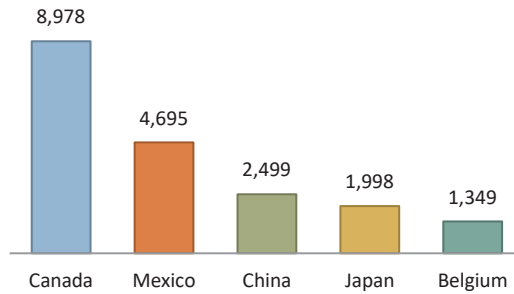
## Tennessee Depends on World Markets

- Exports from Tennessee helped contribute to the \$2.33 trillion of U.S. goods and services exports in 2017.

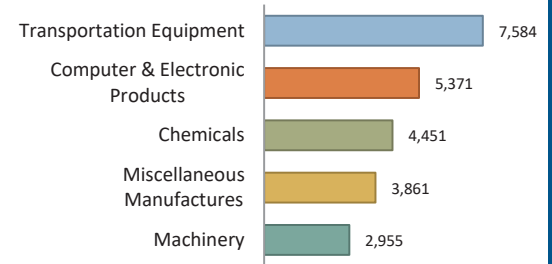
# \$33.2 billion

## Tennessee goods exports in 2017

Tennessee's Top 5 Export Markets (Millions of U.S. Dollars)



Tennessee's Top 5 Export Categories (Millions of U.S. Dollars)

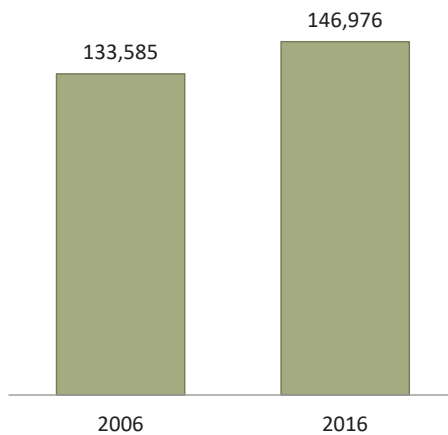


## Exports Support Jobs

- Nationally, U.S. jobs supported by exports reached an estimated 10.7 million in 2016, up 1.2 million from 2006.

## Jobs Supported by Tennessee Goods Exports

Up by 13 Thousand Jobs Over Past Ten Years



# 146,976

## U.S. jobs supported by goods exports from Tennessee in 2016

**95%** of these jobs were supported by manufactured goods exports

## Exports Sustain Thousands of Tennessee Businesses

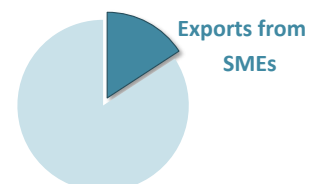
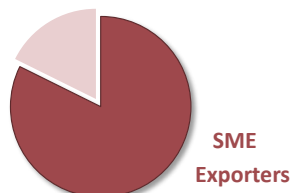
- A total of 7,161 companies exported from Tennessee locations in 2015.

# 5,895

## Number of small and medium-sized (SME) goods exporters in Tennessee in 2015

SMEs account for **82%** of Tennessee goods exporters

...and **16%** of known Tennessee goods export value





INTERNATIONAL  
**TRADE**  
ADMINISTRATION

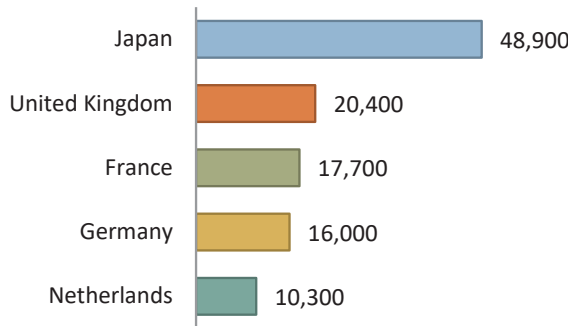
# Tennessee Exports, Jobs, & Foreign Investment

## Foreign Investment & Jobs in Tennessee

- In 2015, foreign-owned companies employed 163,500 Tennessee workers

### Tennessee Employment in Foreign-Owned Companies

Number of Employees by Country of UBO



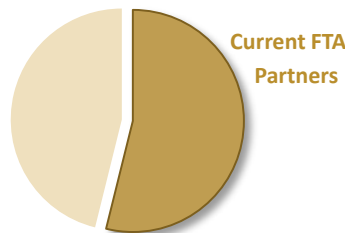
**6.5%**

Share of Tennessee private-industry employment at foreign-owned firms

## Free Trade Agreements

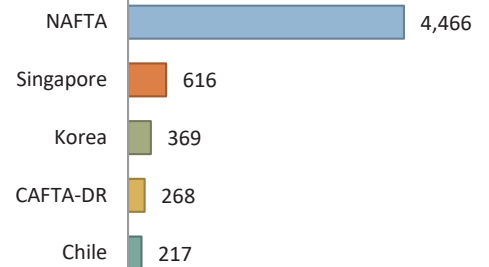
- The U.S. currently has 14 free trade agreements in force with 20 countries.
- Tennessee's exports to U.S. FTA partners totaled \$17.9 billion in 2017.

In 2017, exports to FTA markets accounted for **54%** of Tennessee exports



Since 2007, exports from Tennessee to FTA markets have grown by **55%**

### Top Dollar Growth, 2007-17 (Millions of U.S. Dollars)



## Tennessee's Metropolitan Exports

- Memphis is the 25th largest metro area reporting exports nationwide.

Metro Area	2016 Goods Export Value	Share of State Exports
Memphis	\$11.6 billion	*
Nashville-Davidson-Murfreesboro-Franklin	\$9.5 billion	30.70%
Kingsport-Bristol-Bristol	\$3.7 billion	*
Knoxville	\$2.4 billion	7.80%
Chattanooga	\$1.1 billion	*
Cleveland	\$446 million	1.40%
Clarksville	\$376 million	*
Jackson	\$338 million	1.10%
Morristown	\$281 million	0.90%

\*Share of state exports unavailable for MSAs that cross state lines

Prepared by the Office of Trade and Economic Analysis, International Trade Administration, U.S. Department of Commerce.

For more resources please see [www.trade.gov/mas/ian](http://www.trade.gov/mas/ian). Sources include resources from the U.S. Department of Commerce's International Trade Administration, Bureau of the Census, and Bureau of Economic Analysis.