



INTERNATIONAL  
**TRADE**  
ADMINISTRATION

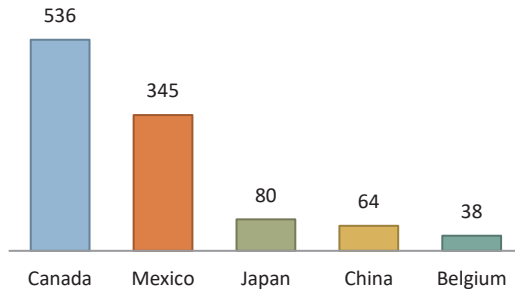
# South Dakota Exports, Jobs, & Foreign Investment

## South Dakota Depends on World Markets

- Exports from South Dakota helped contribute to the \$2.33 trillion of U.S. goods and services exports in 2017.

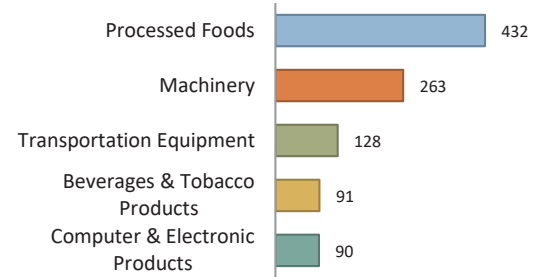
# \$1.4 billion

South Dakota's Top 5 Export Markets (Millions of U.S. Dollars)



## South Dakota goods exports in 2017

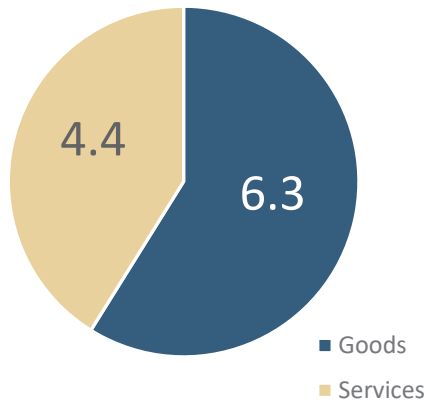
South Dakota's Top 5 Export Categories (Millions of U.S. Dollars)



## Exports Support Jobs

- Nationally, U.S. jobs supported by exports reached an estimated 10.7 million in 2016, up 1.2 million from 2006.

Jobs Supported by Total U.S. Exports  
Totalled 10.7 Million Jobs in 2016, Nationwide



# 17,373

U.S. jobs supported by goods exports from South Dakota in 2016

**40%** of these jobs were supported by manufactured goods exports

## Exports Sustain Hundreds of South Dakota Businesses

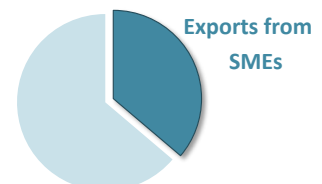
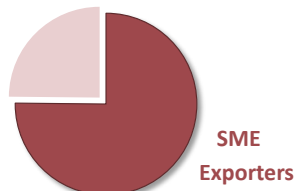
- A total of 946 companies exported from South Dakota locations in 2015.

# 711

Number of small and medium-sized (SME) goods exporters in South Dakota in 2015

SMEs account for **75%** of South Dakota goods exporters

...and **36%** of known South Dakota goods export value





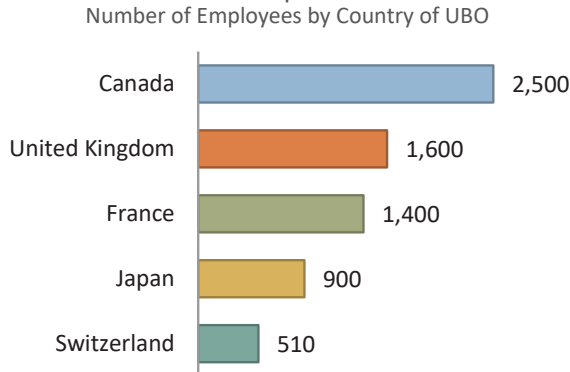
INTERNATIONAL  
**TRADE**  
ADMINISTRATION

# South Dakota Exports, Jobs, & Foreign Investment

## Foreign Investment & Jobs in South Dakota

- In 2015, foreign-owned companies employed 12,600 South Dakota workers

### South Dakota Employment in Foreign-Owned Companies



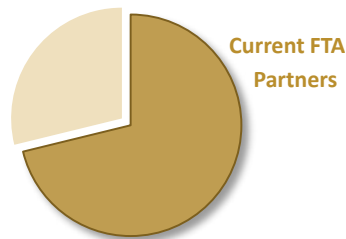
# 3.5%

Share of South Dakota private-industry employment at foreign-owned firms

## Free Trade Agreements

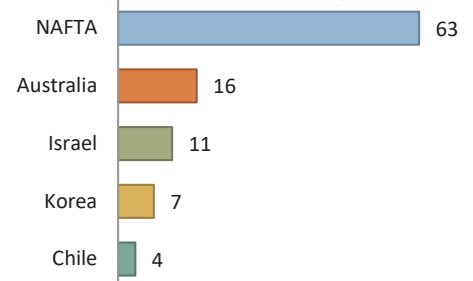
- The U.S. currently has 14 free trade agreements in force with 20 countries.
- South Dakota's exports to U.S. FTA partners totaled \$968.6 million in 2017.

In 2017, exports to FTA markets accounted for **71%** of South Dakota exports



Since 2007, exports from South Dakota have grown to several FTA markets

### Top Dollar Growth, 2007-17 (Millions of U.S. Dollars)



## South Dakota's Metropolitan Exports

- Sioux City is the 128th largest metro area reporting exports nationwide.

Metro Area	2016 Goods Export Value	Share of State Exports
Sioux City	\$1.3 billion	*
Sioux Falls	\$334 million	21.60%
Rapid City	\$13 million	0.80%

\*Share of state exports unavailable for MSAs that cross state lines

Prepared by the Office of Trade and Economic Analysis, International Trade Administration, U.S. Department of Commerce.

For more resources please see [www.trade.gov/mas/ian](http://www.trade.gov/mas/ian). Sources include resources from the U.S. Department of Commerce's International Trade Administration, Bureau of the Census, and Bureau of Economic Analysis.