



INTERNATIONAL  
**TRADE**  
ADMINISTRATION

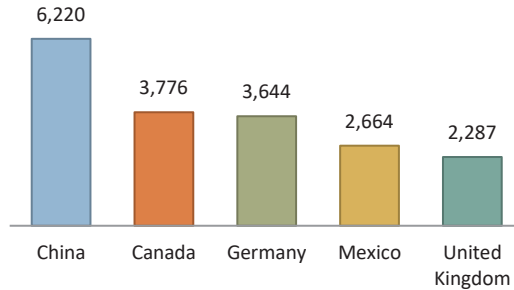
# South Carolina Exports, Jobs, & Foreign Investment

## South Carolina Depends on World Markets

- Exports from South Carolina helped contribute to the \$2.33 trillion of U.S. goods and services exports in 2017.

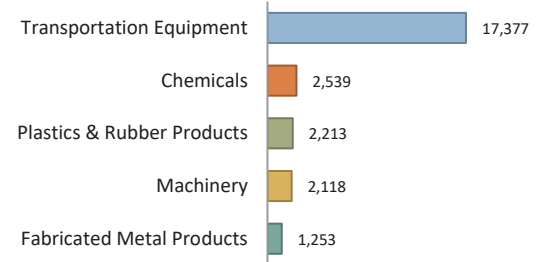
# \$32.2 billion

South Carolina's Top 5 Export Markets  
(Millions of U.S. Dollars)



## South Carolina goods exports in 2017

South Carolina's Top 5 Export Categories  
(Millions of U.S. Dollars)

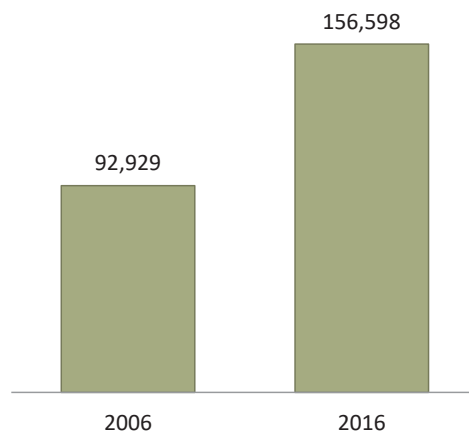


## Exports Support Jobs

- Nationally, U.S. jobs supported by exports reached an estimated 10.7 million in 2016, up 1.2 million from 2006.

## Jobs Supported by South Carolina Goods Exports

Up by 64 Thousand Jobs Over Past Ten Years



# 156,598

U.S. jobs supported by goods exports from South Carolina in 2016

**98%** of these jobs were supported by manufactured goods exports

## Exports Sustain Thousands of South Carolina Businesses

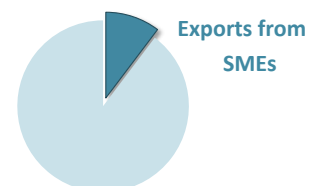
- A total of 6,119 companies exported from South Carolina locations in 2015.

# 5,158

Number of small and medium-sized (SME) goods exporters in South Carolina in 2015

SMEs account for **84%** of South Carolina goods exporters

...and **10%** of known South Carolina goods export value





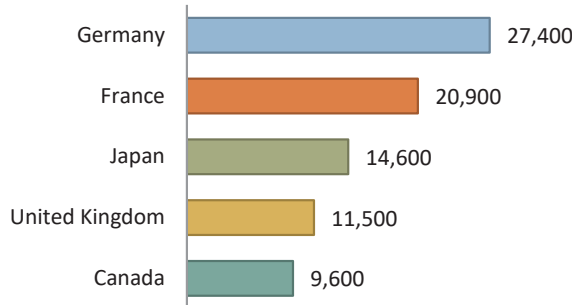
# South Carolina Exports, Jobs, & Foreign Investment

## Foreign Investment & Jobs in South Carolina

- In 2015, foreign-owned companies employed 133,000 South Carolina workers

### South Carolina Employment in Foreign-Owned Companies

Number of Employees by Country of UBO



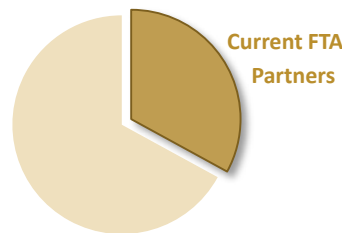
**8%**

Share of South Carolina private-industry employment at foreign-owned firms

## Free Trade Agreements

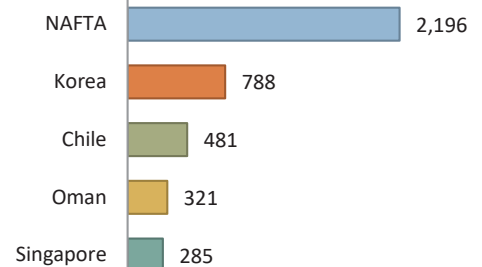
- The U.S. currently has 14 free trade agreements in force with 20 countries.
- South Carolina's exports to U.S. FTA partners totaled \$10.6 billion in 2017.

In 2017, exports to FTA markets accounted for **33%** of South Carolina exports



Since 2007, exports from South Carolina to FTA markets have grown by **76%**

Top Dollar Growth, 2007-17  
(Millions of U.S. Dollars)



## South Carolina's Metropolitan Exports

- Greenville-Anderson-Mauldin is the 21st largest metro area reporting exports nationwide.

Metro Area	2016 Goods Export Value	Share of State Exports
Greenville-Anderson-Mauldin	\$13.6 billion	42.60%
Charlotte-Concord-Gastonia	\$11.9 billion	*
Charleston-North Charleston	\$9.5 billion	29.80%
Spartanburg	\$2.1 billion	6.60%
Columbia	\$2.0 billion	6.30%
Augusta-Richmond County	\$941 million	*
Florence	\$634 million	2.00%
Myrtle Beach-Conway-North Myrtle Beach	\$274 million	*
Sumter	\$130 million	0.40%

\*Share of state exports unavailable for MSAs that cross state lines

Prepared by the Office of Trade and Economic Analysis, International Trade Administration, U.S. Department of Commerce.

For more resources please see [www.trade.gov/mas/ian](http://www.trade.gov/mas/ian). Sources include resources from the U.S. Department of Commerce's International Trade Administration, Bureau of the Census, and Bureau of Economic Analysis.