



INTERNATIONAL  
**TRADE**  
ADMINISTRATION

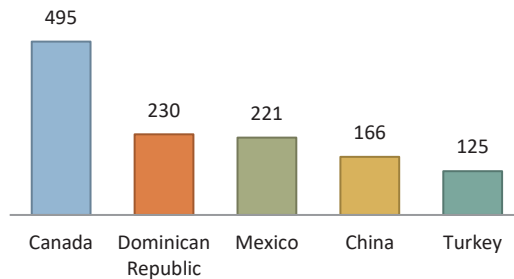
# Rhode Island Exports, Jobs, & Foreign Investment

## Rhode Island Depends on World Markets

- Exports from Rhode Island helped contribute to the \$2.33 trillion of U.S. goods and services exports in 2017.

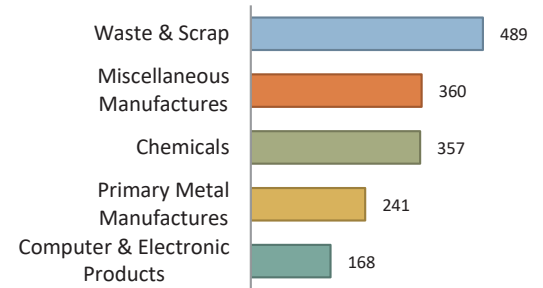
# \$2.4 billion

Rhode Island's Top 5 Export Markets (Millions of U.S. Dollars)



## Rhode Island goods exports in 2017

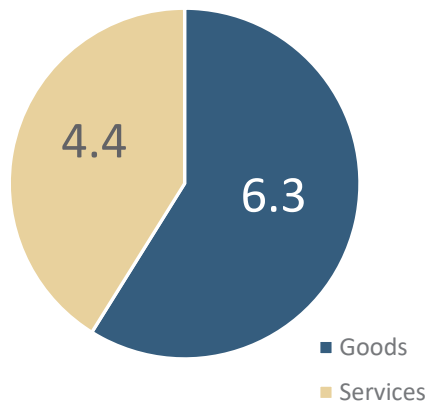
Rhode Island's Top 5 Export Categories (Millions of U.S. Dollars)



## Exports Support Jobs

- Nationally, U.S. jobs supported by exports reached an estimated 10.7 million in 2016, up 1.2 million from 2006.

Jobs Supported by Total U.S. Exports  
Totalled 10.7 Million Jobs in 2016, Nationwide



# 9,977

## U.S. jobs supported by goods exports from Rhode Island in 2016

**82%** of these jobs were supported by manufactured goods exports

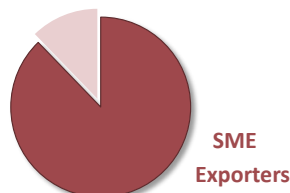
## Exports Sustain Thousands of Rhode Island Businesses

- A total of 1,717 companies exported from Rhode Island locations in 2015.

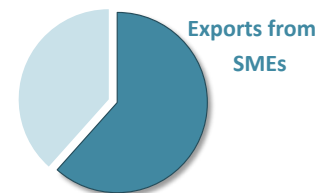
# 1,507

## Number of small and medium-sized (SME) goods exporters in Rhode Island in 2015

SMEs account for **88%** of Rhode Island goods exporters



...and **62%** of known Rhode Island goods export value





INTERNATIONAL  
**TRADE**  
ADMINISTRATION

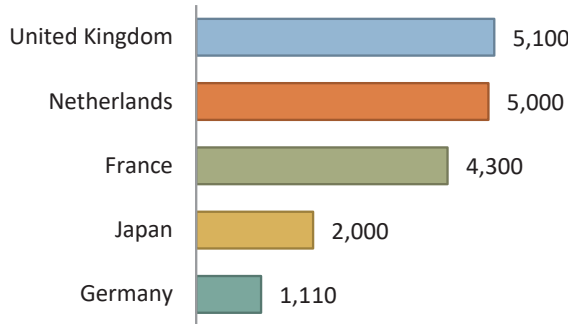
# Rhode Island Exports, Jobs, & Foreign Investment

## Foreign Investment & Jobs in Rhode Island

- In 2015, foreign-owned companies employed 27,800 Rhode Island workers

### Rhode Island Employment in Foreign-Owned Companies

Number of Employees by Country of UBO



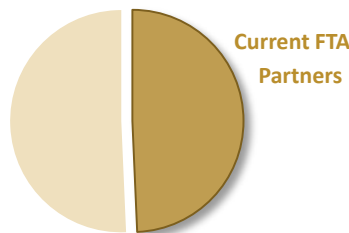
**6.5%**

Share of Rhode Island private-industry employment at foreign-owned firms

## Free Trade Agreements

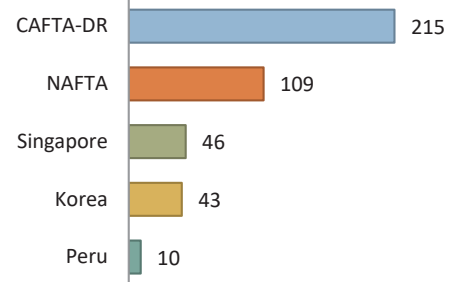
- The U.S. currently has 14 free trade agreements in force with 20 countries.
- Rhode Island's exports to U.S. FTA partners totaled \$1.2 billion in 2017.

In 2017, exports to FTA markets accounted for **49%** of Rhode Island exports



Since 2007, exports from Rhode Island to FTA markets have grown by **51%**

### Top Dollar Growth, 2007-17 (Millions of U.S. Dollars)



## Rhode Island's Metropolitan Exports

- Providence-Warwick is the 45th largest metro area reporting exports nationwide.

Metro Area	2016 Goods Export Value	Share of State Exports
Providence-Warwick	\$6.6 billion	*

\*Share of state exports unavailable for MSAs that cross state lines

Prepared by the Office of Trade and Economic Analysis, International Trade Administration, U.S. Department of Commerce.

For more resources please see [www.trade.gov/mas/ian](http://www.trade.gov/mas/ian). Sources include resources from the U.S. Department of Commerce's International Trade Administration, Bureau of the Census, and Bureau of Economic Analysis.