



INTERNATIONAL
TRADE
ADMINISTRATION

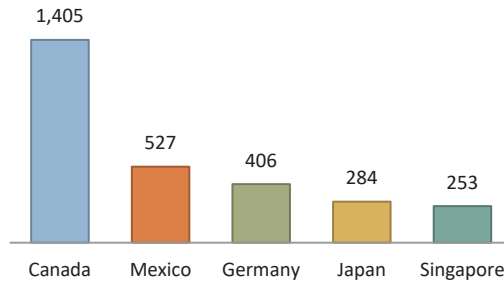
Oklahoma Exports, Jobs, & Foreign Investment

Oklahoma Depends on World Markets

- Exports from Oklahoma helped contribute to the \$2.33 trillion of U.S. goods and services exports in 2017.

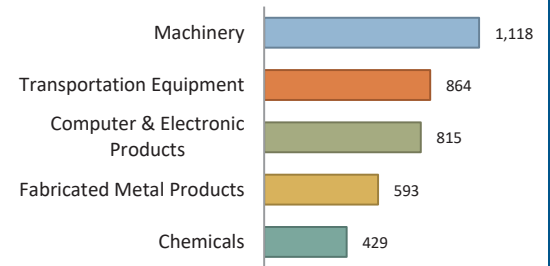
\$5.4 billion

Oklahoma's Top 5 Export Markets
(Millions of U.S. Dollars)



Oklahoma goods exports in 2017

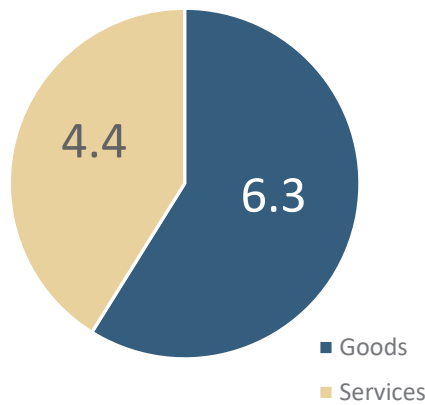
Oklahoma's Top 5 Export Categories
(Millions of U.S. Dollars)



Exports Support Jobs

- Nationally, U.S. jobs supported by exports reached an estimated 10.7 million in 2016, up 1.2 million from 2006.

Jobs Supported by Total U.S. Exports
Totaled 10.7 Million Jobs in 2016, Nationwide



28,292

U.S. jobs supported by goods exports from Oklahoma in 2016

87% of these jobs were supported by manufactured goods exports

Exports Sustain Thousands of Oklahoma Businesses

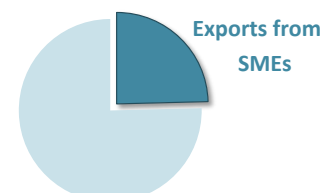
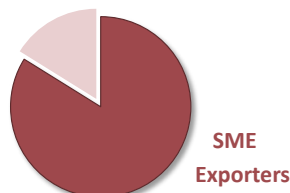
- A total of 3,091 companies exported from Oklahoma locations in 2015.

2,592

Number of small and medium-sized (SME) goods exporters in Oklahoma in 2015

SMEs account for **84%** of Oklahoma goods exporters

...and **25%** of known Oklahoma goods export value





INTERNATIONAL
TRADE
ADMINISTRATION

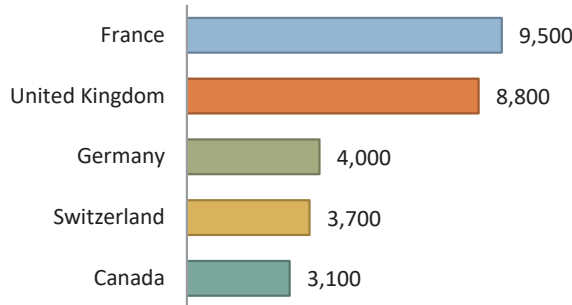
Oklahoma Exports, Jobs, & Foreign Investment

Foreign Investment & Jobs in Oklahoma

- In 2015, foreign-owned companies employed 50,000 Oklahoma workers

Oklahoma Employment in Foreign-Owned Companies

Number of Employees by Country of UBO



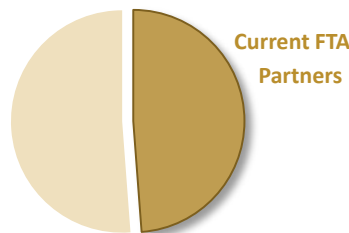
3.8%

Share of Oklahoma private-industry employment at foreign-owned firms

Free Trade Agreements

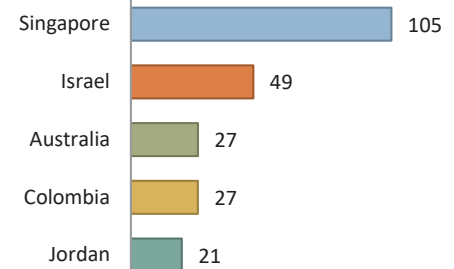
- The U.S. currently has 14 free trade agreements in force with 20 countries.
- Oklahoma's exports to U.S. FTA partners totaled \$2.6 billion in 2017.

In 2017, exports to FTA markets accounted for **49%** of Oklahoma exports



Since 2007, exports from Oklahoma have grown to several FTA markets

Top Dollar Growth, 2007-17 (Millions of U.S. Dollars)



Oklahoma's Metropolitan Exports

- Tulsa is the 88th largest metro area reporting exports nationwide.

Metro Area	2016 Goods Export Value	Share of State Exports
Tulsa	\$2.4 billion	50.80%
Oklahoma City	\$1.3 billion	27.10%
Fort Smith	\$408 million	*
Enid	\$29 million	*
Lawton	\$15 million	0.30%

*Share of state exports unavailable for MSAs that cross state lines

Prepared by the Office of Trade and Economic Analysis, International Trade Administration, U.S. Department of Commerce.

For more resources please see www.trade.gov/mas/ian. Sources include resources from the U.S. Department of Commerce's International Trade Administration, Bureau of the Census, and Bureau of Economic Analysis.