



INTERNATIONAL  
**TRADE**  
ADMINISTRATION

# Nevada Exports, Jobs, & Foreign Investment

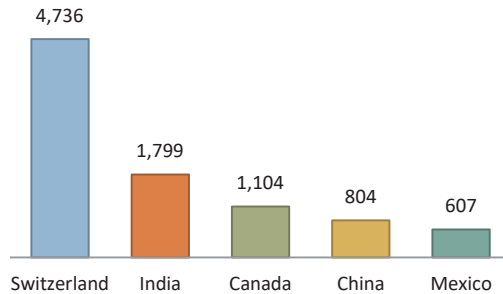
## Nevada Depends on World Markets

- Exports from Nevada helped contribute to the \$2.33 trillion of U.S. goods and services exports in 2017.

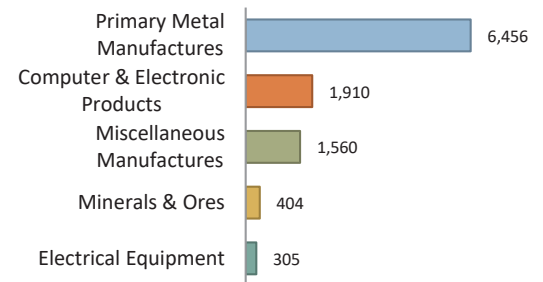
# \$12.2 billion

## Nevada goods exports in 2017

Nevada's Top 5 Export Markets  
(Millions of U.S. Dollars)



Nevada's Top 5 Export Categories  
(Millions of U.S. Dollars)

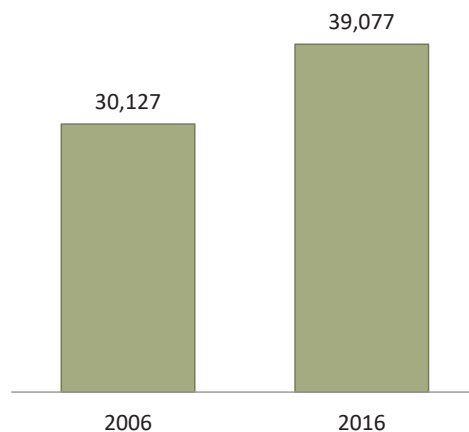


## Exports Support Jobs

- Nationally, U.S. jobs supported by exports reached an estimated 10.7 million in 2016, up 1.2 million from 2006.

## Jobs Supported by Nevada Goods Exports

Up by 9 Thousand Jobs Over Past Ten Years



# 39,077

## U.S. jobs supported by goods exports from Nevada in 2016

**93%** of these jobs were supported by manufactured goods exports

## Exports Sustain Thousands of Nevada Businesses

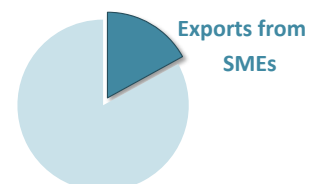
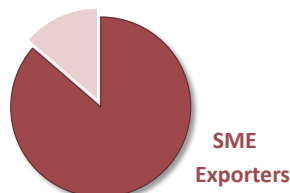
- A total of 3,031 companies exported from Nevada locations in 2015.

# 2,617

## Number of small and medium-sized (SME) goods exporters in Nevada in 2015

SMEs account for **86%** of Nevada goods exporters

...and **17%** of known Nevada goods export value



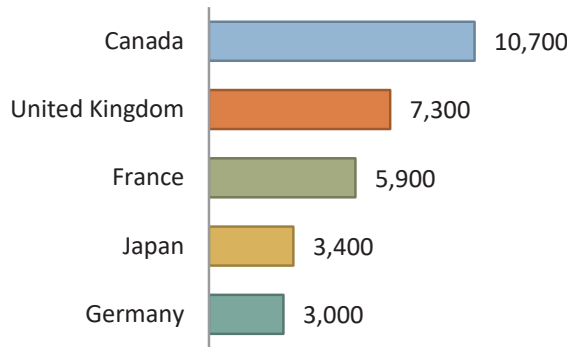


# Nevada Exports, Jobs, & Foreign Investment

## Foreign Investment & Jobs in Nevada

- In 2015, foreign-owned companies employed 49,200 Nevada workers

Nevada Employment in Foreign-Owned Companies  
Number of Employees by Country of UBO



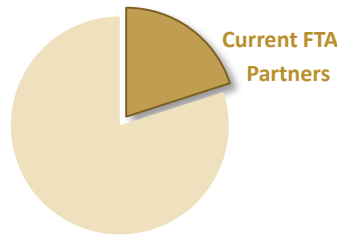
**4.4%**

Share of Nevada private-industry employment at foreign-owned firms

## Free Trade Agreements

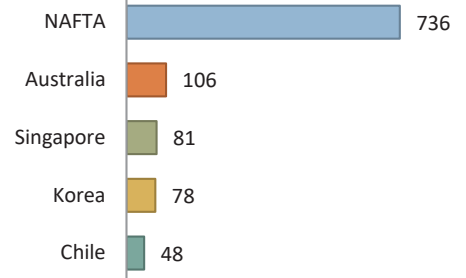
- The U.S. currently has 14 free trade agreements in force with 20 countries.
- Nevada's exports to U.S. FTA partners totaled \$2.4 billion in 2017.

In 2017, exports to FTA markets accounted for **20%** of Nevada exports



Since 2007, exports from Nevada to FTA markets have grown by **80%**

Top Dollar Growth, 2007-17  
(Millions of U.S. Dollars)



## Nevada's Metropolitan Exports

- Reno is the 87th largest metro area reporting exports nationwide.

Metro Area	2016 Goods Export Value	Share of State Exports
Reno	\$2.4 billion	22.50%
Las Vegas-Henderson-Paradise	\$2.3 billion	21.80%
Carson City	\$128 million	1.20%

Prepared by the Office of Trade and Economic Analysis, International Trade Administration, U.S. Department of Commerce.

For more resources please see [www.trade.gov/mas/ian](http://www.trade.gov/mas/ian). Sources include resources from the U.S. Department of Commerce's International Trade Administration, Bureau of the Census, and Bureau of Economic Analysis.