



INTERNATIONAL
TRADE
ADMINISTRATION

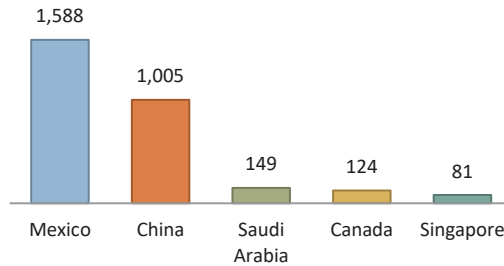
New Mexico Exports, Jobs, & Foreign Investment

New Mexico Depends on World Markets

- Exports from New Mexico helped contribute to the \$2.33 trillion of U.S. goods and services exports in 2017.

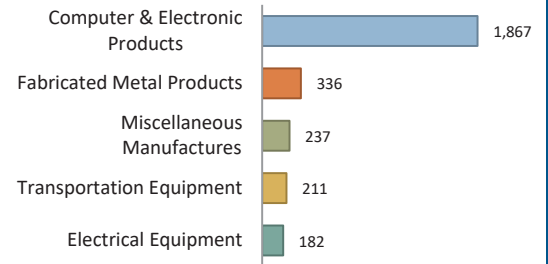
\$3.6 billion

New Mexico's Top 5 Export Markets (Millions of U.S. Dollars)



New Mexico goods exports in 2017

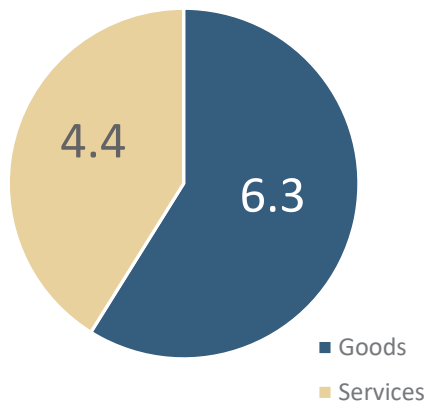
New Mexico's Top 5 Export Categories (Millions of U.S. Dollars)



Exports Support Jobs

- Nationally, U.S. jobs supported by exports reached an estimated 10.7 million in 2016, up 1.2 million from 2006.

Jobs Supported by Total U.S. Exports
Totaled 10.7 Million Jobs in 2016, Nationwide



14,958

U.S. jobs supported by goods exports from New Mexico in 2016

93% of these jobs were supported by manufactured goods exports

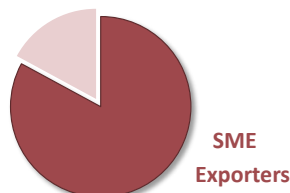
Exports Sustain Thousands of New Mexico Businesses

- A total of 1,404 companies exported from New Mexico locations in 2015.

1,164

Number of small and medium-sized (SME) goods exporters in New Mexico in 2015

SMEs account for **83%** of New Mexico goods exporters



...and **43%** of known New Mexico goods export value



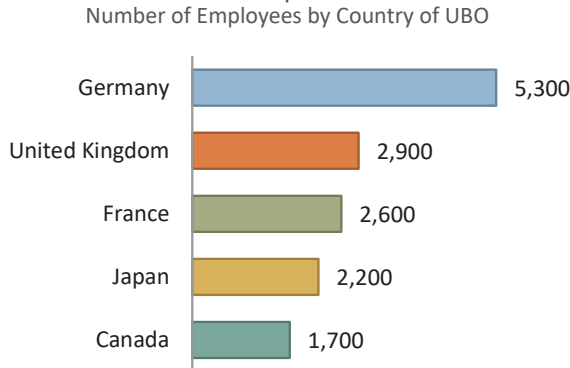


New Mexico Exports, Jobs, & Foreign Investment

Foreign Investment & Jobs in New Mexico

- In 2015, foreign-owned companies employed 20,200 New Mexico workers

New Mexico Employment in Foreign-Owned Companies



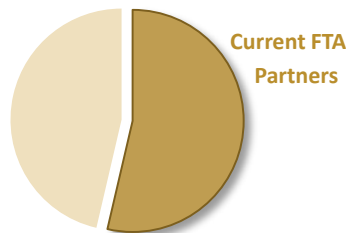
3.2%

Share of New Mexico private-industry employment at foreign-owned firms

Free Trade Agreements

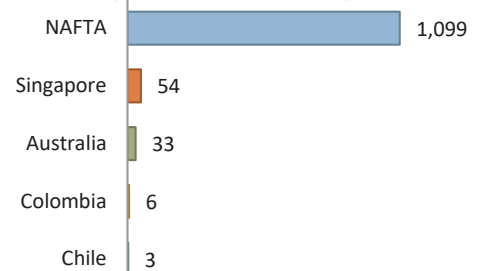
- The U.S. currently has 14 free trade agreements in force with 20 countries.
- New Mexico's exports to U.S. FTA partners totaled \$1.9 billion in 2017.

In 2017, exports to FTA markets accounted for **54%** of New Mexico exports



Since 2007, exports from New Mexico to FTA markets have grown by **143%**

Top Dollar Growth, 2007-17 (Millions of U.S. Dollars)



New Mexico's Metropolitan Exports

- Las Cruces is the 112th largest metro area reporting exports nationwide.

Metro Area	2016 Goods Export Value	Share of State Exports
Las Cruces	\$1.6 billion	53.00%
Albuquerque	\$1.0 billion	33.70%
Farmington	\$51 million	1.70%
Santa Fe	\$31 million	1.10%

Prepared by the Office of Trade and Economic Analysis, International Trade Administration, U.S. Department of Commerce.

For more resources please see www.trade.gov/mas/ian. Sources include resources from the U.S. Department of Commerce's International Trade Administration, Bureau of the Census, and Bureau of Economic Analysis.