



INTERNATIONAL  
**TRADE**  
ADMINISTRATION

# New Jersey Exports, Jobs, & Foreign Investment

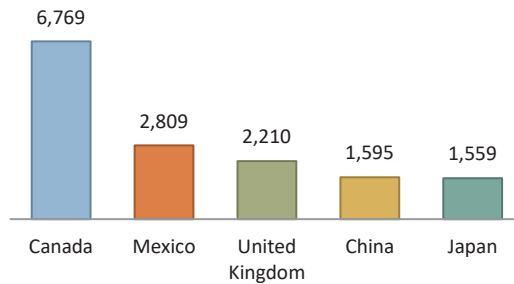
## New Jersey Depends on World Markets

- Exports from New Jersey helped contribute to the \$2.33 trillion of U.S. goods and services exports in 2017.

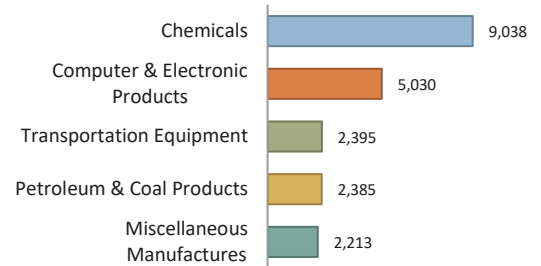
# \$34.5 billion

## New Jersey goods exports in 2017

New Jersey's Top 5 Export Markets (Millions of U.S. Dollars)



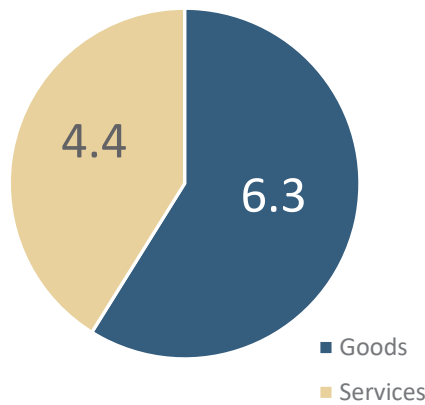
New Jersey's Top 5 Export Categories (Millions of U.S. Dollars)



## Exports Support Jobs

- Nationally, U.S. jobs supported by exports reached an estimated 10.7 million in 2016, up 1.2 million from 2006.

Jobs Supported by Total U.S. Exports  
Totalled 10.7 Million Jobs in 2016, Nationwide



# 131,960

## U.S. jobs supported by goods exports from New Jersey in 2016

**93%** of these jobs were supported by manufactured goods exports

## Exports Sustain Thousands of New Jersey Businesses

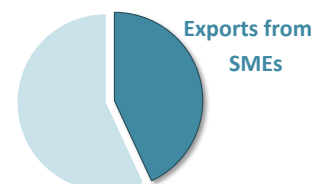
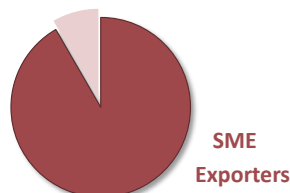
- A total of 19,970 companies exported from New Jersey locations in 2015.

# 18,304

## Number of small and medium-sized (SME) goods exporters in New Jersey in 2015

SMEs account for **92%** of New Jersey goods exporters

...and **43%** of known New Jersey goods export value





INTERNATIONAL  
**TRADE**  
ADMINISTRATION

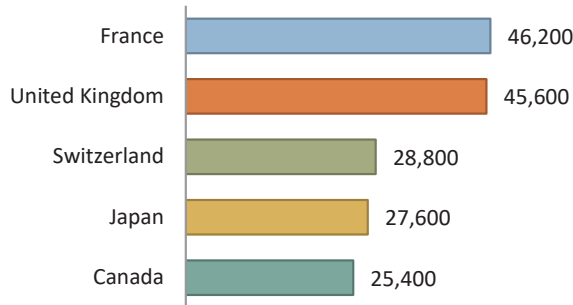
# New Jersey Exports, Jobs, & Foreign Investment

## Foreign Investment & Jobs in New Jersey

- In 2015, foreign-owned companies employed 276,400 New Jersey workers

### New Jersey Employment in Foreign-Owned Companies

Number of Employees by Country of UBO



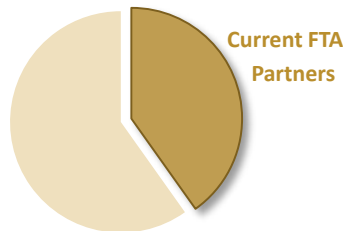
**8.1%**

Share of New Jersey private-industry employment at foreign-owned firms

## Free Trade Agreements

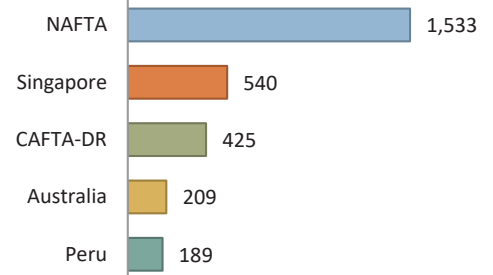
- The U.S. currently has 14 free trade agreements in force with 20 countries.
- New Jersey's exports to U.S. FTA partners totaled \$13.9 billion in 2017.

In 2017, exports to FTA markets accounted for **40%** of New Jersey exports



Since 2007, exports from New Jersey have grown to several FTA markets

### Top Dollar Growth, 2007-17 (Millions of U.S. Dollars)



## New Jersey's Metropolitan Exports

- New York-Newark-Jersey City is the 1st largest metro area reporting exports nationwide.

Metro Area	2016 Goods Export Value	Share of State Exports
New York-Newark-Jersey City	\$89.6 billion	*
Philadelphia-Camden-Wilmington	\$21.4 billion	*
Allentown-Bethlehem-Easton	\$3.7 billion	*
Trenton	\$970 million	2.60%
Vineland-Bridgeton	\$254 million	0.70%
Atlantic City-Hammonton	\$35 million	0.10%
Ocean City	\$32 million	0.10%

\*Share of state exports unavailable for MSAs that cross state lines

Prepared by the Office of Trade and Economic Analysis, International Trade Administration, U.S. Department of Commerce.

For more resources please see [www.trade.gov/mas/ian](http://www.trade.gov/mas/ian). Sources include resources from the U.S. Department of Commerce's International Trade Administration, Bureau of the Census, and Bureau of Economic Analysis.