



INTERNATIONAL
TRADE
ADMINISTRATION

Nebraska Exports, Jobs, & Foreign Investment

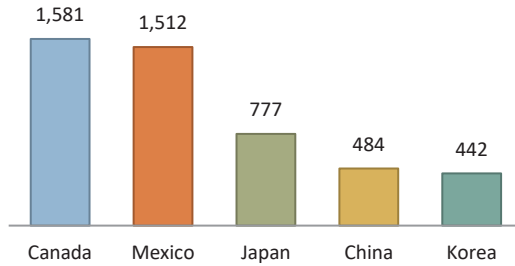
Nebraska Depends on World Markets

- Exports from Nebraska helped contribute to the \$2.33 trillion of U.S. goods and services exports in 2017.

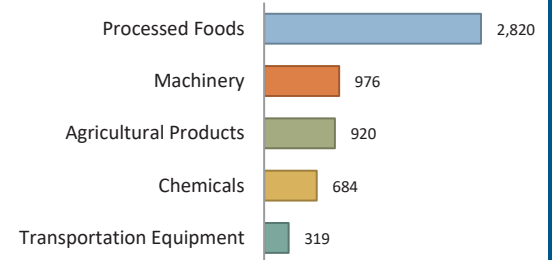
\$7.2 billion

Nebraska goods exports in 2017

Nebraska's Top 5 Export Markets (Millions of U.S. Dollars)



Nebraska's Top 5 Export Categories (Millions of U.S. Dollars)

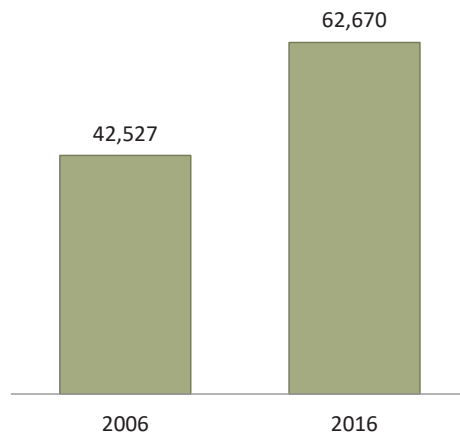


Exports Support Jobs

- Nationally, U.S. jobs supported by exports reached an estimated 10.7 million in 2016, up 1.2 million from 2006.

Jobs Supported by Nebraska Goods Exports

Up by 20 Thousand Jobs Over Past Ten Years



62,670

U.S. jobs supported by goods exports from Nebraska in 2016

51% of these jobs were supported by manufactured goods exports

Exports Sustain Thousands of Nebraska Businesses

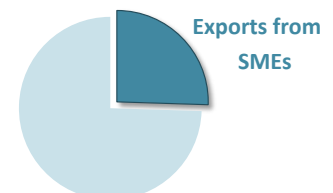
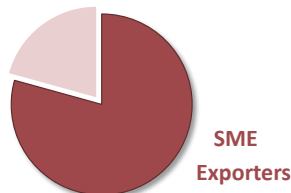
- A total of 1,821 companies exported from Nebraska locations in 2015.

1,444

Number of small and medium-sized (SME) goods exporters in Nebraska in 2015

SMEs account for **79%** of Nebraska goods exporters

...and **26%** of known Nebraska goods export value





INTERNATIONAL
TRADE
ADMINISTRATION

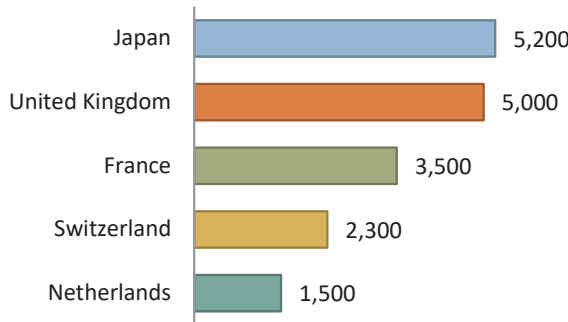
Nebraska Exports, Jobs, & Foreign Investment

Foreign Investment & Jobs in Nebraska

- In 2015, foreign-owned companies employed 32,800 Nebraska workers

Nebraska Employment in Foreign-Owned Companies

Number of Employees by Country of UBO



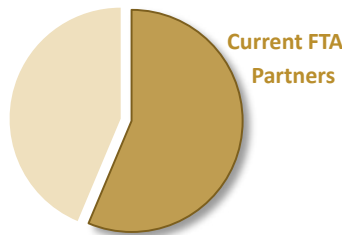
3.9%

Share of Nebraska private-industry employment at foreign-owned firms

Free Trade Agreements

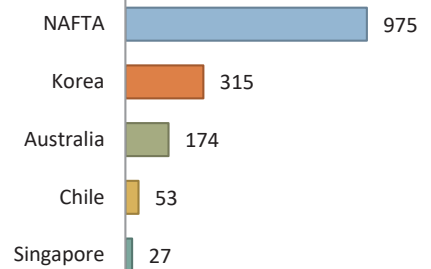
- The U.S. currently has 14 free trade agreements in force with 20 countries.
- Nebraska's exports to U.S. FTA partners totaled \$4.1 billion in 2017.

In 2017, exports to FTA markets accounted for **56%** of Nebraska exports



Since 2007, exports from Nebraska to FTA markets have grown by **65%**

Top Dollar Growth, 2007-17 (Millions of U.S. Dollars)



Nebraska's Metropolitan Exports

- Omaha-Council Bluffs is the 69th largest metro area reporting exports nationwide.

Metro Area	2016 Goods Export Value	Share of State Exports
Omaha-Council Bluffs	\$3.5 billion	*
Sioux City	\$1.3 billion	*
Lincoln	\$797 million	11.80%
Grand Island	\$685 million	10.10%

*Share of state exports unavailable for MSAs that cross state lines

Prepared by the Office of Trade and Economic Analysis, International Trade Administration, U.S. Department of Commerce.

For more resources please see www.trade.gov/mas/ian. Sources include resources from the U.S. Department of Commerce's International Trade Administration, Bureau of the Census, and Bureau of Economic Analysis.