



INTERNATIONAL  
**TRADE**  
ADMINISTRATION

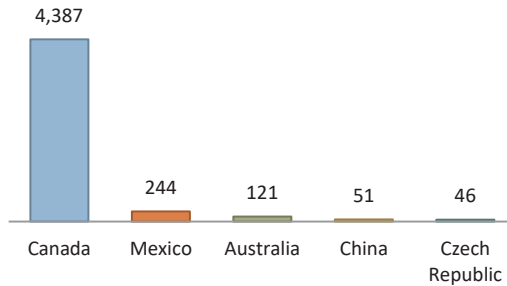
# North Dakota Exports, Jobs, & Foreign Investment

## North Dakota Depends on World Markets

- Exports from North Dakota helped contribute to the \$2.33 trillion of U.S. goods and services exports in 2017.

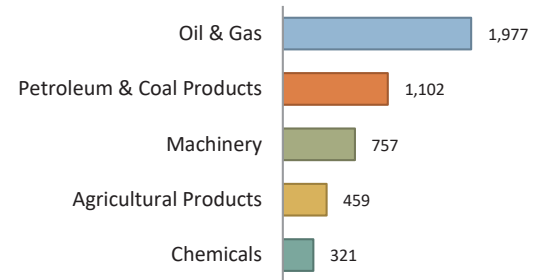
# \$5.3 billion

North Dakota's Top 5 Export Markets  
(Millions of U.S. Dollars)



## North Dakota goods exports in 2017

North Dakota's Top 5 Export Categories  
(Millions of U.S. Dollars)

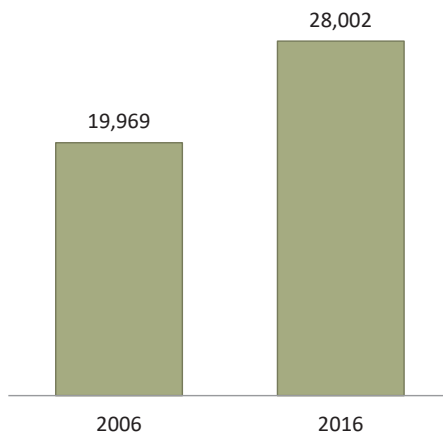


## Exports Support Jobs

- Nationally, U.S. jobs supported by exports reached an estimated 10.7 million in 2016, up 1.2 million from 2006.

## Jobs Supported by North Dakota Goods Exports

Up by 8 Thousand Jobs Over Past Ten Years



# 28,002

U.S. jobs supported by goods exports from North Dakota in 2016

**36%** of these jobs were supported by manufactured goods exports

## Exports Sustain Thousands of North Dakota Businesses

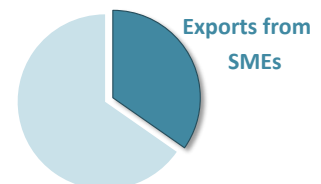
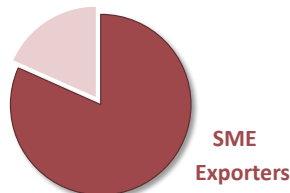
- A total of 1,566 companies exported from North Dakota locations in 2015.

# 1,279

Number of small and medium-sized (SME) goods exporters in North Dakota in 2015

SMEs account for **82%** of North Dakota goods exporters

...and **35%** of known North Dakota goods export value





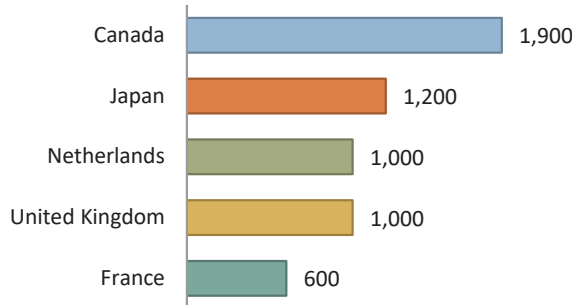
# North Dakota Exports, Jobs, & Foreign Investment

## Foreign Investment & Jobs in North Dakota

- In 2015, foreign-owned companies employed 12,700 North Dakota workers

### North Dakota Employment in Foreign-Owned Companies

Number of Employees by Country of UBO



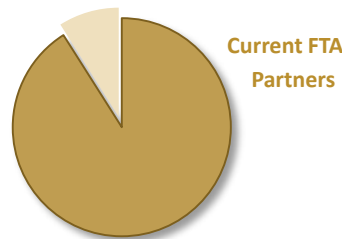
**3.4%**

Share of North Dakota private-industry employment at foreign-owned firms

## Free Trade Agreements


- The U.S. currently has 14 free trade agreements in force with 20 countries.
- North Dakota's exports to U.S. FTA partners totaled \$4.8 billion in 2017.

In 2017, exports to FTA markets accounted for **91%** of North Dakota exports



Since 2007, exports from North Dakota to FTA markets have grown by **292%**

Top Dollar Growth, 2007-17  
(Millions of U.S. Dollars)



## North Dakota's Metropolitan Exports

- Fargo is the 212th largest metro area reporting exports nationwide.

Metro Area	2016 Goods Export Value	Share of State Exports
Fargo	\$474 million	*
Bismarck	\$182 million	10.40%
Grand Forks	\$153 million	*

\*Share of state exports unavailable for MSAs that cross state lines

Prepared by the Office of Trade and Economic Analysis, International Trade Administration, U.S. Department of Commerce.

For more resources please see [www.trade.gov/mas/ian](http://www.trade.gov/mas/ian). Sources include resources from the U.S. Department of Commerce's International Trade Administration, Bureau of the Census, and Bureau of Economic Analysis.