



INTERNATIONAL
TRADE
ADMINISTRATION

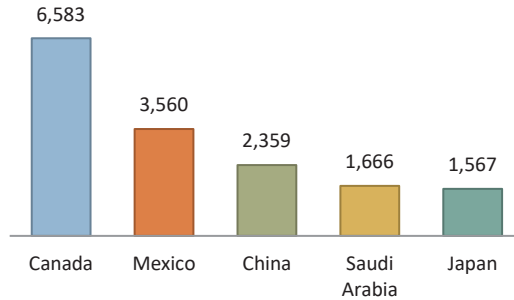
North Carolina Exports, Jobs, & Foreign Investment

North Carolina Depends on World Markets

- Exports from North Carolina helped contribute to the \$2.33 trillion of U.S. goods and services exports in 2017.

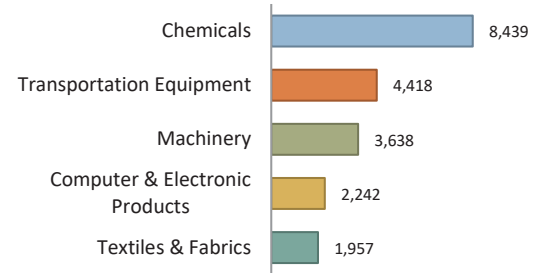
\$32.6 billion

North Carolina's Top 5 Export Markets (Millions of U.S. Dollars)



North Carolina goods exports in 2017

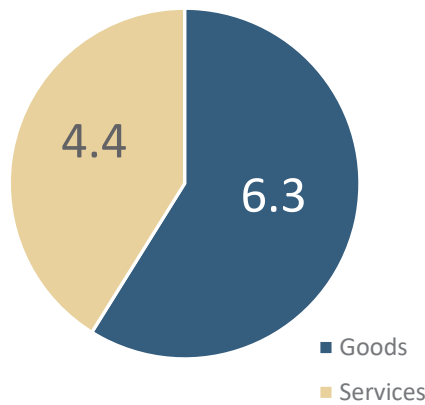
North Carolina's Top 5 Export Categories (Millions of U.S. Dollars)



Exports Support Jobs

- Nationally, U.S. jobs supported by exports reached an estimated 10.7 million in 2016, up 1.2 million from 2006.

Jobs Supported by Total U.S. Exports
Totalled 10.7 Million Jobs in 2016, Nationwide



157,285

U.S. jobs supported by goods exports from North Carolina in 2016

93% of these jobs were supported by manufactured goods exports

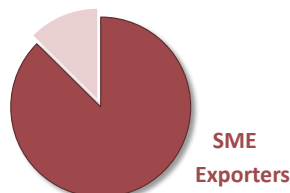
Exports Sustain Thousands of North Carolina Businesses

- A total of 10,766 companies exported from North Carolina locations in 2015.

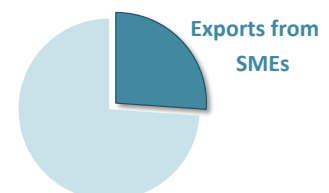
9,410

Number of small and medium-sized (SME) goods exporters in North Carolina in 2015

SMEs account for **87%** of North Carolina goods exporters



...and **26%** of known North Carolina goods export value





INTERNATIONAL
TRADE
ADMINISTRATION

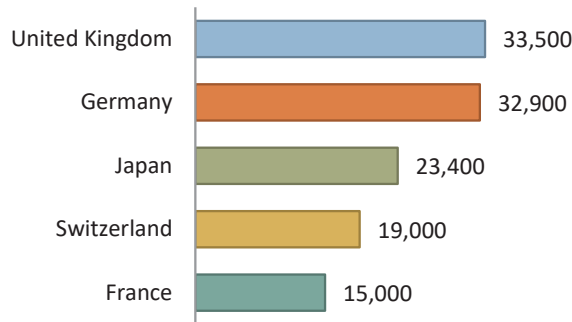
North Carolina Exports, Jobs, & Foreign Investment

Foreign Investment & Jobs in North Carolina

- In 2015, foreign-owned companies employed 251,800 North Carolina workers

North Carolina Employment in Foreign-Owned Companies

Number of Employees by Country of UBO



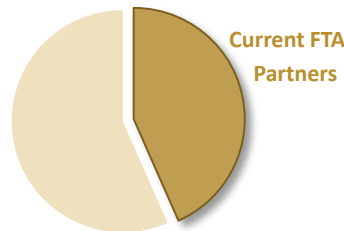
7%

Share of North Carolina private-industry employment at foreign-owned firms

Free Trade Agreements

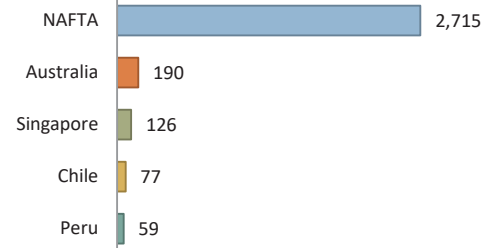
- The U.S. currently has 14 free trade agreements in force with 20 countries.
- North Carolina's exports to U.S. FTA partners totaled \$14.1 billion in 2017.

In 2017, exports to FTA markets accounted for **43%** of North Carolina exports



Since 2007, exports from North Carolina to FTA markets have grown by **28%**

Top Dollar Growth, 2007-17 (Millions of U.S. Dollars)



North Carolina's Metropolitan Exports

- Charlotte-Concord-Gastonia is the 24th largest metro area reporting exports nationwide.

Metro Area	2016 Goods Export Value	Share of State Exports
Charlotte-Concord-Gastonia	\$11.9 billion	*
Greensboro-High Point	\$3.7 billion	11.60%
Virginia Beach-Norfolk-Newport News	\$3.3 billion	*
Durham-Chapel Hill	\$2.9 billion	9.10%
Raleigh	\$2.6 billion	8.10%
Hickory-Lenoir-Morganton	\$1.8 billion	5.50%
Greenville	\$1.6 billion	4.80%
Winston-Salem	\$1.2 billion	3.80%
Asheville	\$1.1 billion	3.50%

*Share of state exports unavailable for MSAs that cross state lines

Prepared by the Office of Trade and Economic Analysis, International Trade Administration, U.S. Department of Commerce.

For more resources please see www.trade.gov/mas/ian. Sources include resources from the U.S. Department of Commerce's International Trade Administration, Bureau of the Census, and Bureau of Economic Analysis.