



INTERNATIONAL
TRADE
ADMINISTRATION

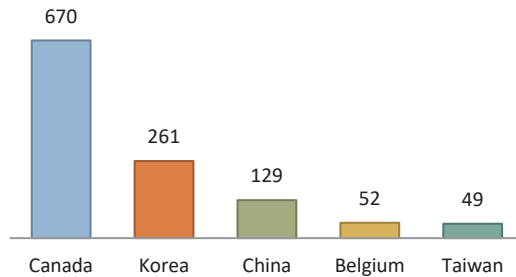
Montana Exports, Jobs, & Foreign Investment

Montana Depends on World Markets

- Exports from Montana helped contribute to the \$2.33 trillion of U.S. goods and services exports in 2017.

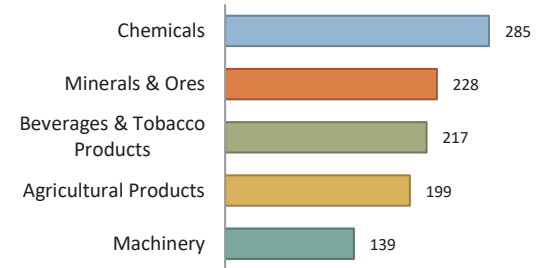
\$1.6 billion

Montana's Top 5 Export Markets
(Millions of U.S. Dollars)



Montana goods exports in 2017

Montana's Top 5 Export Categories
(Millions of U.S. Dollars)



Exports Support Jobs

- Nationally, U.S. jobs supported by exports reached an estimated 10.7 million in 2016, up 1.2 million from 2006.

Jobs Supported by Montana Goods Exports

Up by 3 Thousand Jobs Over Past Ten Years



13,079

U.S. jobs supported by goods exports from Montana in 2016

45% of these jobs were supported by manufactured goods exports

Exports Sustain Thousands of Montana Businesses

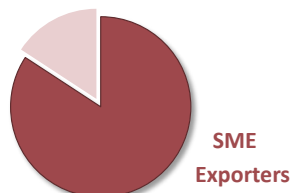
- A total of 1,426 companies exported from Montana locations in 2015.

1,201

Number of small and medium-sized (SME) goods exporters in Montana in 2015

SMEs account for **84%** of Montana goods exporters

...and **66%** of known Montana goods export value





INTERNATIONAL
TRADE
ADMINISTRATION

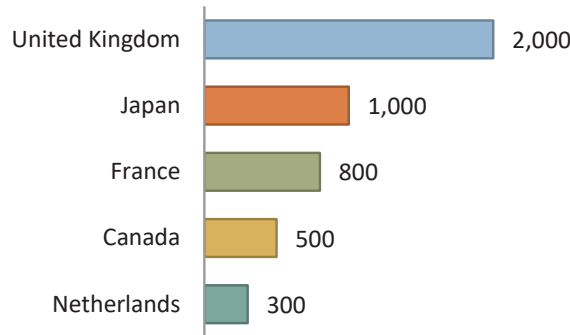
Montana Exports, Jobs, & Foreign Investment

Foreign Investment & Jobs in Montana

- In 2015, foreign-owned companies employed 7,000 Montana workers

Montana Employment in Foreign-Owned Companies

Number of Employees by Country of UBO



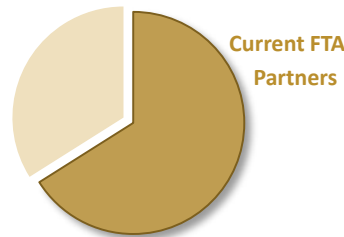
1.9%

Share of Montana private-industry employment at foreign-owned firms

Free Trade Agreements

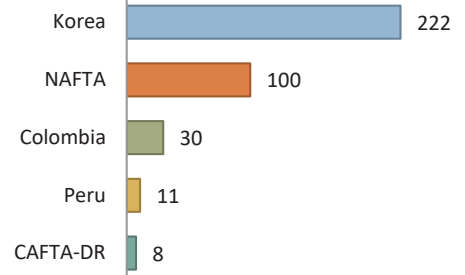
- The U.S. currently has 14 free trade agreements in force with 20 countries.
- Montana's exports to U.S. FTA partners totaled \$1.1 billion in 2017.

In 2017, exports to FTA markets accounted for **66%** of Montana exports



Since 2007, exports from Montana to FTA markets have grown by **52%**

Top Dollar Growth, 2007-17 (Millions of U.S. Dollars)



Montana's Metropolitan Exports

- Great Falls is the 309th largest metro area reporting exports nationwide.

Metro Area	2016 Goods Export Value	Share of State Exports
Great Falls	\$161 million	13.30%
Missoula	\$66 million	5.40%
Billings	\$51 million	4.20%

Prepared by the Office of Trade and Economic Analysis, International Trade Administration, U.S. Department of Commerce.

For more resources please see www.trade.gov/mas/ian. Sources include resources from the U.S. Department of Commerce's International Trade Administration, Bureau of the Census, and Bureau of Economic Analysis.