



INTERNATIONAL
TRADE
ADMINISTRATION

Mississippi Exports, Jobs, & Foreign Investment

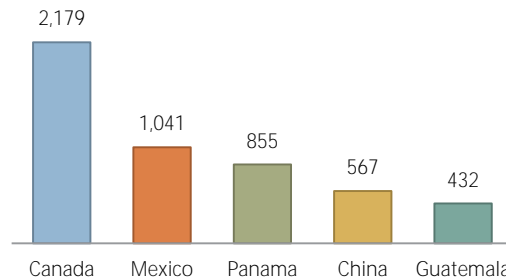
Mississippi Depends on World Markets

- Exports from Mississippi helped contribute to the \$2.21 trillion of U.S. goods and services exports in 2016.

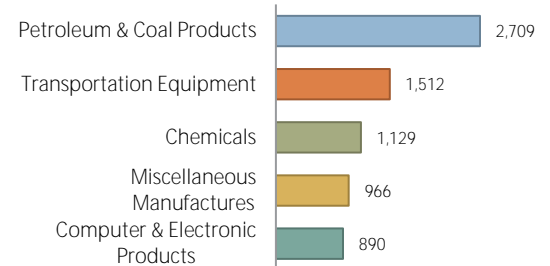
\$10.5 billion

Mississippi goods exports in 2016

Mississippi's Top 5 Export Markets (Millions of U.S. Dollars)



Mississippi's Top 5 Export Categories (Millions of U.S. Dollars)

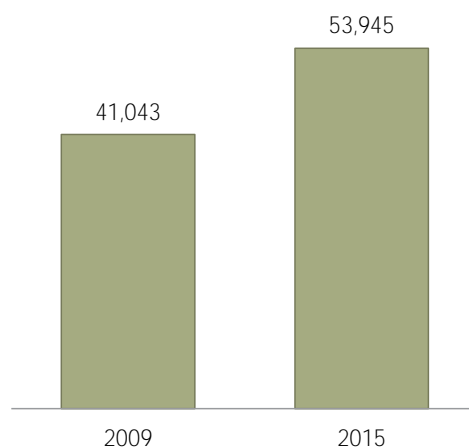


Exports Support Jobs

- Nationally, U.S. jobs supported by exports reached an estimated 11.5 million in 2015, up 1.9 million from 2009.

Jobs Supported by Mississippi Goods Exports

Up by 13 Thousand Jobs Since 2009



53,945

U.S. jobs supported by goods exports from Mississippi in 2015

86% of these jobs were supported by manufactured goods exports

Exports Sustain Thousands of Mississippi Businesses

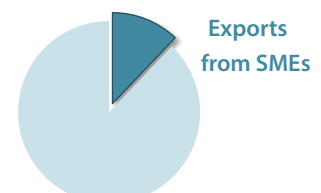
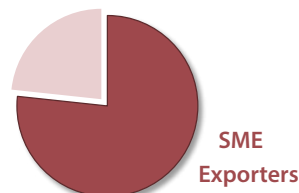
- A total of 2,197 companies exported from Mississippi locations in 2014.

1,685

Number of small and medium-sized (SME) goods exporters in Mississippi in 2014

SMEs account for **77%** of Mississippi goods exporters

...and **12%** of known Mississippi goods export value





INTERNATIONAL
TRADE
ADMINISTRATION

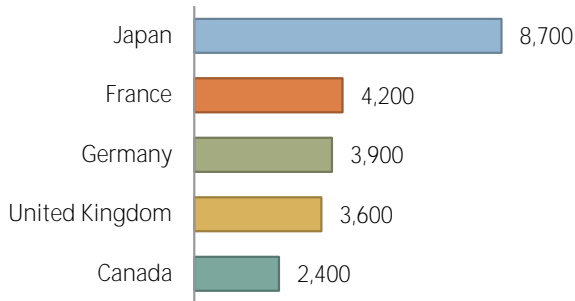
Mississippi Exports, Jobs, & Foreign Investment

Foreign Investment & Jobs in Mississippi

- In 2014, foreign-owned companies employed 34,000 Mississippi workers

Mississippi Employment in Foreign-Owned Companies

Number of Employees by Country of UBO



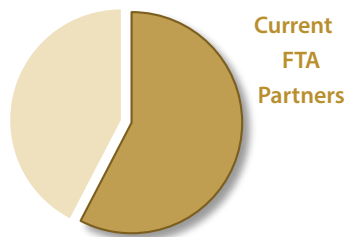
3.8%

Share of Mississippi private-industry employment at foreign-owned firms

Free Trade Agreements

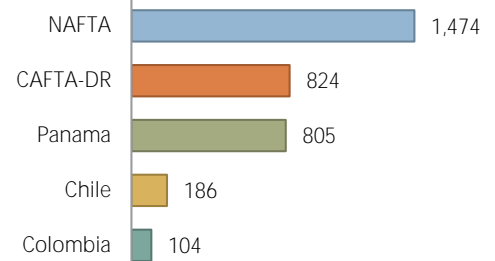
- The U.S. currently has 14 free trade agreements in force with 20 countries.
- Mississippi's exports to U.S. FTA partners totaled \$6.1 billion in 2016.

In 2016, exports to FTA markets accounted for **58%** of Mississippi exports



Since 2006, exports from Mississippi to FTA markets have grown by **159%**

Top Dollar Growth, 2006-16 (Millions of U.S. Dollars)



Mississippi's Metropolitan Exports

- Memphis is the 26th largest metro area reporting exports nationwide.

Metro Area	2015 Goods Export Value	Share of State Exports
Memphis	\$11.8 billion	*
Gulfport-Biloxi-Pascagoula	\$4.0 billion	40.6%
Jackson	\$1.3 billion	13.6%
Hattiesburg	\$287 million	2.9%

*Share of state exports unavailable for MSAs that cross state lines

Prepared by the Office of Trade and Economic Analysis, International Trade Administration, U.S. Department of Commerce.

For more resources please see www.trade.gov/mas/ian. Sources include resources from the U.S. Department of Commerce's International Trade Administration, Bureau of the Census, and Bureau of Economic Analysis.