



INTERNATIONAL
TRADE
ADMINISTRATION

Minnesota Exports, Jobs, & Foreign Investment

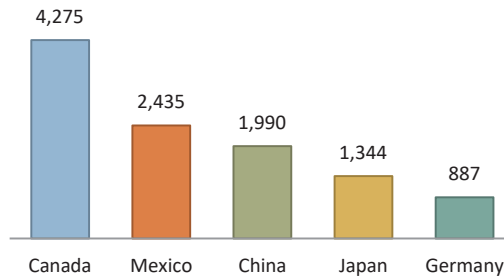
Minnesota Depends on World Markets

- Exports from Minnesota helped contribute to the \$2.33 trillion of U.S. goods and services exports in 2017.

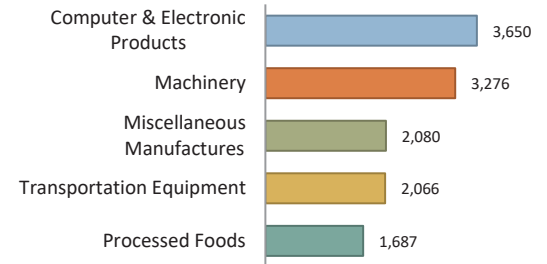
\$20.6 billion

Minnesota goods exports in 2017

Minnesota's Top 5 Export Markets (Millions of U.S. Dollars)



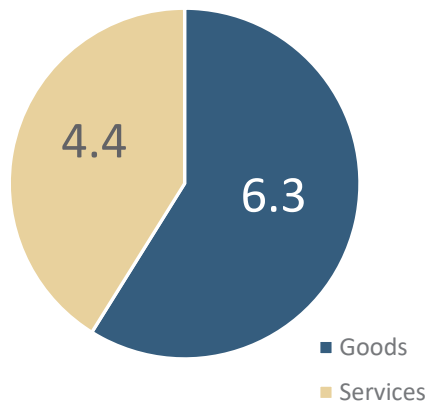
Minnesota's Top 5 Export Categories (Millions of U.S. Dollars)



Exports Support Jobs

- Nationally, U.S. jobs supported by exports reached an estimated 10.7 million in 2016, up 1.2 million from 2006.

Jobs Supported by Total U.S. Exports
Totalled 10.7 Million Jobs in 2016, Nationwide



118,458

U.S. jobs supported by goods exports from Minnesota in 2016

75% of these jobs were supported by manufactured goods exports

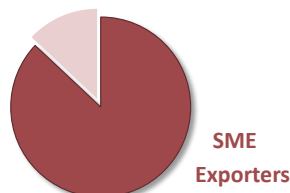
Exports Sustain Thousands of Minnesota Businesses

- A total of 8,266 companies exported from Minnesota locations in 2015.

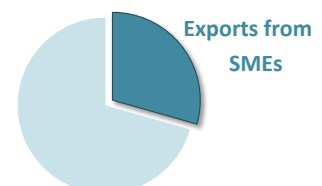
7,191

Number of small and medium-sized (SME) goods exporters in Minnesota in 2015

SMEs account for **87%** of Minnesota goods exporters



...and **29%** of known Minnesota goods export value





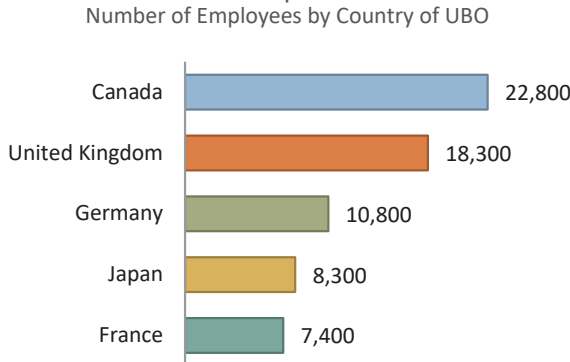
INTERNATIONAL
TRADE
ADMINISTRATION

Minnesota Exports, Jobs, & Foreign Investment

Foreign Investment & Jobs in Minnesota

- In 2015, foreign-owned companies employed 111,700 Minnesota workers

Minnesota Employment in Foreign-Owned Companies



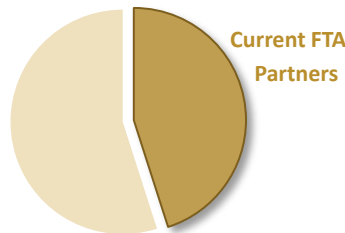
4.5%

Share of Minnesota private-industry employment at foreign-owned firms

Free Trade Agreements

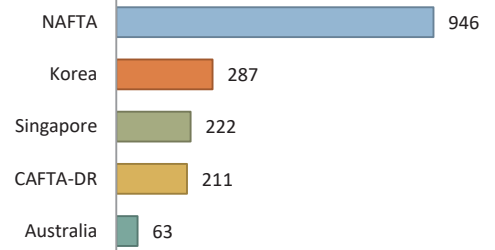
- The U.S. currently has 14 free trade agreements in force with 20 countries.
- Minnesota's exports to U.S. FTA partners totaled \$9.3 billion in 2017.

In 2017, exports to FTA markets accounted for **45%** of Minnesota exports



Since 2007, exports from Minnesota to FTA markets have grown by **23%**

Top Dollar Growth, 2007-17 (Millions of U.S. Dollars)



Minnesota's Metropolitan Exports

- Minneapolis-St. Paul-Bloomington is the 19th largest metro area reporting exports nationwide.

Metro Area	2016 Goods Export Value	Share of State Exports
Minneapolis-St. Paul-Bloomington	\$18.3 billion	*
Duluth	\$673 million	*
La Crosse-Onalaska	\$554 million	*
Fargo	\$474 million	*
Rochester	\$398 million	1.60%
St. Cloud	\$266 million	1.10%
Mankato-North Mankato	\$210 million	0.80%
Grand Forks	\$153 million	*

*Share of state exports unavailable for MSAs that cross state lines

Prepared by the Office of Trade and Economic Analysis, International Trade Administration, U.S. Department of Commerce.

For more resources please see www.trade.gov/mas/ian. Sources include resources from the U.S. Department of Commerce's International Trade Administration, Bureau of the Census, and Bureau of Economic Analysis.