



INTERNATIONAL
TRADE
ADMINISTRATION

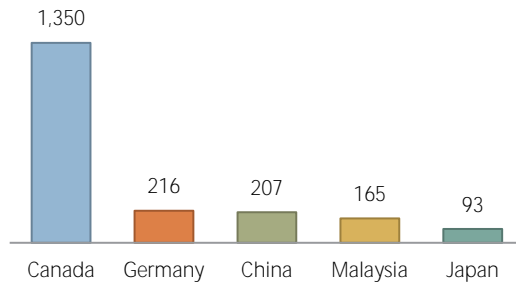
Maine Exports, Jobs, & Foreign Investment

Maine Depends on World Markets

- Exports from Maine helped contribute to the \$2.21 trillion of U.S. goods and services exports in 2016.

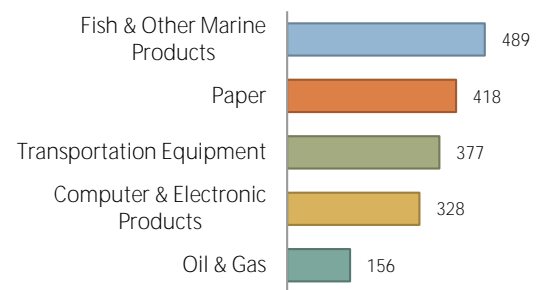
\$2.9 billion

Maine's Top 5 Export Markets
(Millions of U.S. Dollars)



Maine goods exports in 2016

Maine's Top 5 Export Categories
(Millions of U.S. Dollars)



Exports Support Jobs

- Nationally, U.S. jobs supported by exports reached an estimated 11.5 million in 2015, up 1.9 million from 2009.

Jobs Supported by Maine Goods Exports

Up by 2 Thousand Jobs Since 2009



17,543

U.S. jobs supported by goods exports from Maine in 2015

54% of these jobs were supported by manufactured goods exports

Exports Sustain Thousands of Maine Businesses

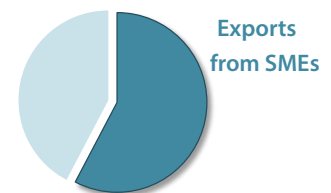
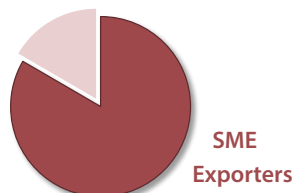
- A total of 2,262 companies exported from Maine locations in 2014.

1,886

Number of small and medium-sized (SME) goods exporters in Maine in 2014

SMEs account for **83%** of Maine goods exporters

...and **58%** of known Maine goods export value





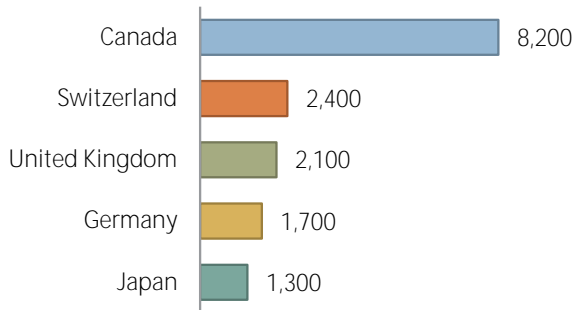
INTERNATIONAL
TRADE
ADMINISTRATION

Maine Exports, Jobs, & Foreign Investment

Foreign Investment & Jobs in Maine

- In 2014, foreign-owned companies employed 32,500 Maine workers

Maine Employment in Foreign-Owned Companies
Number of Employees by Country of UBO



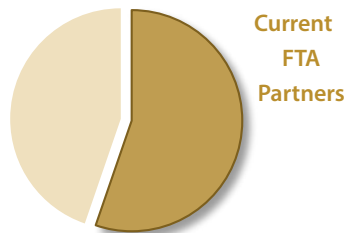
6.4%

Share of Maine private-industry employment at foreign-owned firms

Free Trade Agreements

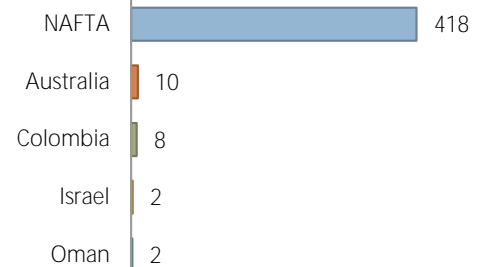
- The U.S. currently has 14 free trade agreements in force with 20 countries.
- Maine's exports to U.S. FTA partners totaled \$1.6 billion in 2016.

In 2016, exports to FTA markets accounted for **55%** of Maine exports



Since 2006, exports from Maine to FTA markets have grown by **33%**

Top Dollar Growth, 2006-16
(Millions of U.S. Dollars)



Maine's Metropolitan Exports

- Portland-South Portland is the 146th largest metro area reporting exports nationwide.

Metro Area	2015 Goods Export Value	Share of State Exports
Portland-South Portland	\$1.1 billion	47.7%
Bangor	\$129 million	5.4%
Lewiston-Auburn	\$113 million	4.7%

Prepared by the Office of Trade and Economic Analysis, International Trade Administration, U.S. Department of Commerce.

For more resources please see www.trade.gov/mas/ian. Sources include resources from the U.S. Department of Commerce's International Trade Administration, Bureau of the Census, and Bureau of Economic Analysis.