



INTERNATIONAL  
**TRADE**  
ADMINISTRATION

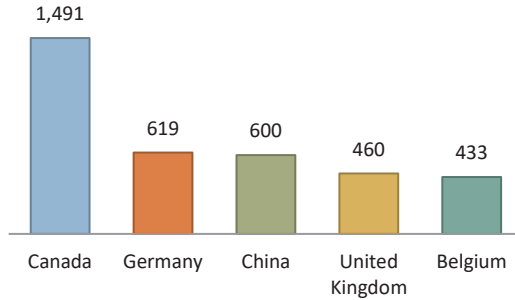
# Maryland Exports, Jobs, & Foreign Investment

## Maryland Depends on World Markets

- Exports from Maryland helped contribute to the \$2.33 trillion of U.S. goods and services exports in 2017.

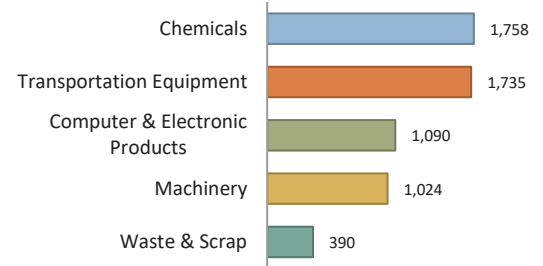
# \$9.2 billion

Maryland's Top 5 Export Markets (Millions of U.S. Dollars)



## Maryland goods exports in 2017

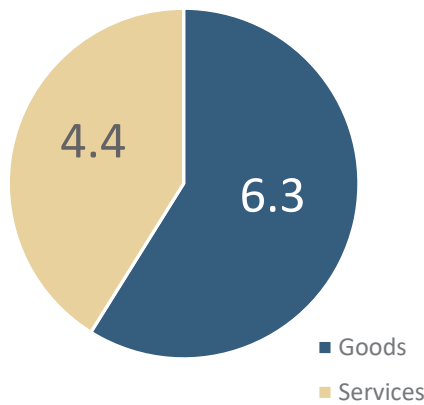
Maryland's Top 5 Export Categories (Millions of U.S. Dollars)



## Exports Support Jobs

- Nationally, U.S. jobs supported by exports reached an estimated 10.7 million in 2016, up 1.2 million from 2006.

Jobs Supported by Total U.S. Exports  
Totaled 10.7 Million Jobs in 2016, Nationwide



# 45,245

U.S. jobs supported by goods exports from Maryland in 2016

**90%** of these jobs were supported by manufactured goods exports

## Exports Sustain Thousands of Maryland Businesses

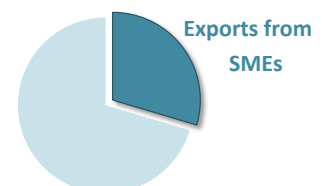
- A total of 6,528 companies exported from Maryland locations in 2015.

# 5,715

Number of small and medium-sized (SME) goods exporters in Maryland in 2015

SMEs account for **88%** of Maryland goods exporters

...and **30%** of known Maryland goods export value





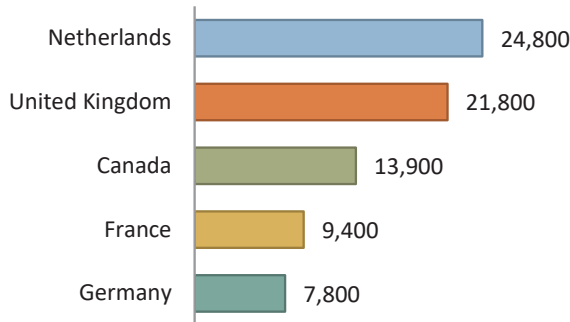
# Maryland Exports, Jobs, & Foreign Investment

## Foreign Investment & Jobs in Maryland

- In 2015, foreign-owned companies employed 117,200 Maryland workers

### Maryland Employment in Foreign-Owned Companies

Number of Employees by Country of UBO



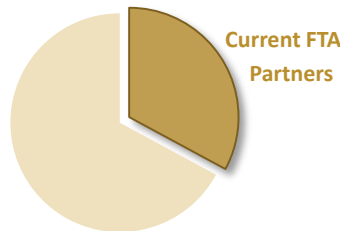
**5.4%**

Share of Maryland private-industry employment at foreign-owned firms

## Free Trade Agreements

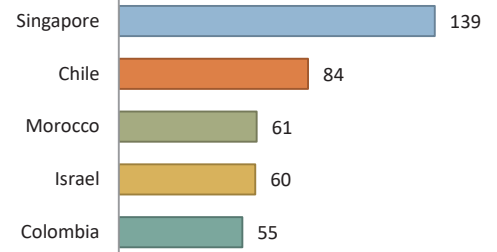
- The U.S. currently has 14 free trade agreements in force with 20 countries.
- Maryland's exports to U.S. FTA partners totaled \$3 billion in 2017.

In 2017, exports to FTA markets accounted for **33%** of Maryland exports



Since 2007, exports from Maryland have grown to several FTA markets

### Top Dollar Growth, 2007-17 (Millions of U.S. Dollars)



## Maryland's Metropolitan Exports

- Baltimore-Columbia-Towson is the 51st largest metro area reporting exports nationwide.

Metro Area	2016 Goods Export Value	Share of State Exports
Philadelphia-Camden-Wilmington	\$21.4 billion	*
Washington-Arlington-Alexandria	\$13.6 billion	*
Baltimore-Columbia-Towson	\$5.3 billion	64.20%
Salisbury	\$460 million	*
Hagerstown-Martinsburg	\$156 million	*
Cumberland	\$38 million	*
California-Lexington Park	\$13 million	0.20%

\*Share of state exports unavailable for MSAs that cross state lines

Prepared by the Office of Trade and Economic Analysis, International Trade Administration, U.S. Department of Commerce.

For more resources please see [www.trade.gov/mas/ian](http://www.trade.gov/mas/ian). Sources include resources from the U.S. Department of Commerce's International Trade Administration, Bureau of the Census, and Bureau of Economic Analysis.