



INTERNATIONAL
TRADE
ADMINISTRATION

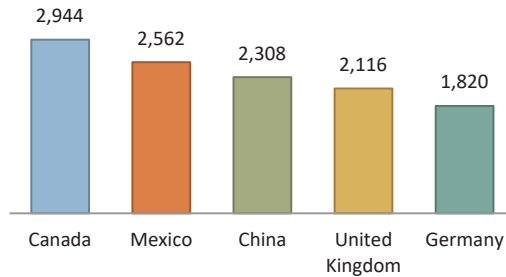
Massachusetts Exports, Jobs, & Foreign Investment

Massachusetts Depends on World Markets

- Exports from Massachusetts helped contribute to the \$2.33 trillion of U.S. goods and services exports in 2017.

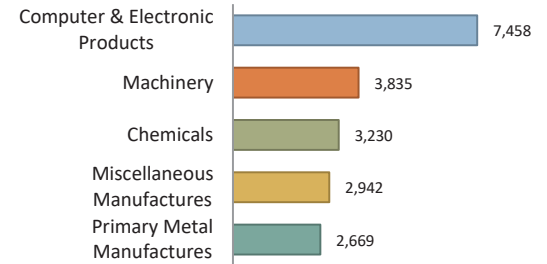
\$27.5 billion

Massachusetts's Top 5 Export Markets (Millions of U.S. Dollars)



Massachusetts goods exports in 2017

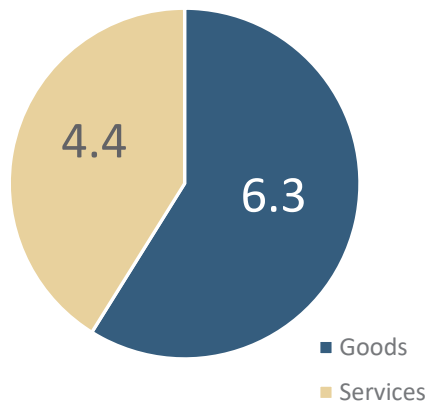
Massachusetts's Top 5 Export Categories (Millions of U.S. Dollars)



Exports Support Jobs

- Nationally, U.S. jobs supported by exports reached an estimated 10.7 million in 2016, up 1.2 million from 2006.

Jobs Supported by Total U.S. Exports
Totalled 10.7 Million Jobs in 2016, Nationwide



113,181

U.S. jobs supported by goods exports from Massachusetts in 2016

89% of these jobs were supported by manufactured goods exports

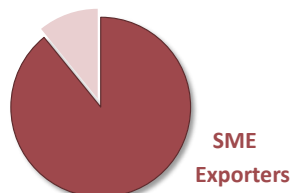
Exports Sustain Thousands of Massachusetts Businesses

- A total of 10,313 companies exported from Massachusetts locations in 2015.

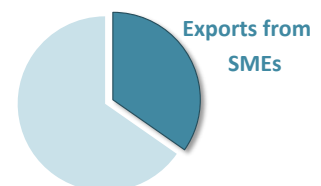
9,193

Number of small and medium-sized (SME) goods exporters in Massachusetts in 2015

SMEs account for **89%** of Massachusetts goods exporters



...and **35%** of known Massachusetts goods export value





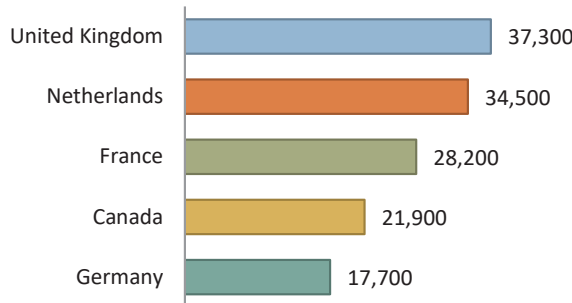
Massachusetts Exports, Jobs, & Foreign Investment

Foreign Investment & Jobs in Massachusetts

- In 2015, foreign-owned companies employed 215,100 Massachusetts workers

Massachusetts Employment in Foreign-Owned Companies

Number of Employees by Country of UBO



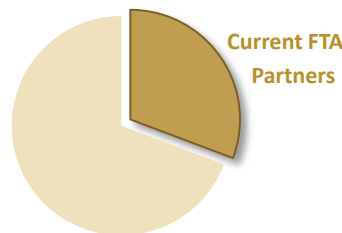
6.9%

Share of Massachusetts private-industry employment at foreign-owned firms

Free Trade Agreements

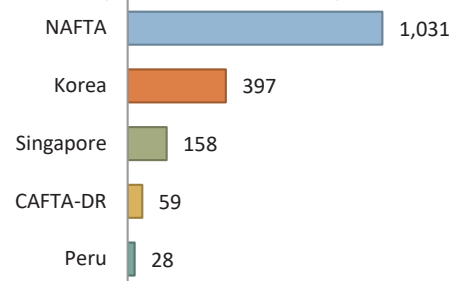
- The U.S. currently has 14 free trade agreements in force with 20 countries.
- Massachusetts's exports to U.S. FTA partners totaled \$8.5 billion in 2017.

In 2017, exports to FTA markets accounted for **31%** of Massachusetts exports



Since 2007, exports from Massachusetts to FTA markets have grown by **27%**

Top Dollar Growth, 2007-17 (Millions of U.S. Dollars)



Massachusetts's Metropolitan Exports

- Boston-Cambridge-Newton is the 15th largest metro area reporting exports nationwide.

Metro Area	2016 Goods Export Value	Share of State Exports
Boston-Cambridge-Newton	\$21.2 billion	*
Providence-Warwick	\$6.6 billion	*
Worcester	\$3.1 billion	*
Springfield	\$820 million	2.90%
Pittsfield	\$489 million	1.70%
Barnstable Town	\$140 million	0.50%

*Share of state exports unavailable for MSAs that cross state lines

Prepared by the Office of Trade and Economic Analysis, International Trade Administration, U.S. Department of Commerce.

For more resources please see www.trade.gov/mas/ian. Sources include resources from the U.S. Department of Commerce's International Trade Administration, Bureau of the Census, and Bureau of Economic Analysis.