



INTERNATIONAL
TRADE
ADMINISTRATION

Hawaii Exports, Jobs, & Foreign Investment

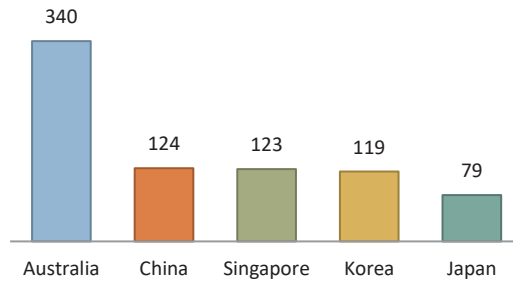
Hawaii Depends on World Markets

- Exports from Hawaii helped contribute to the \$2.33 trillion of U.S. goods and services exports in 2017.

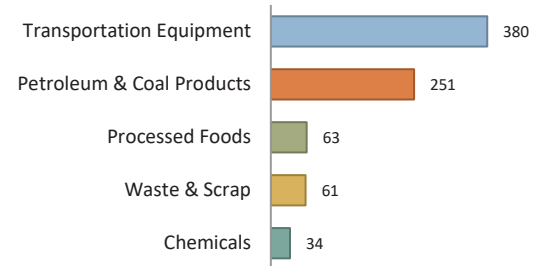
\$938 million

Hawaii goods exports in 2017

Hawaii's Top 5 Export Markets (Millions of U.S. Dollars)



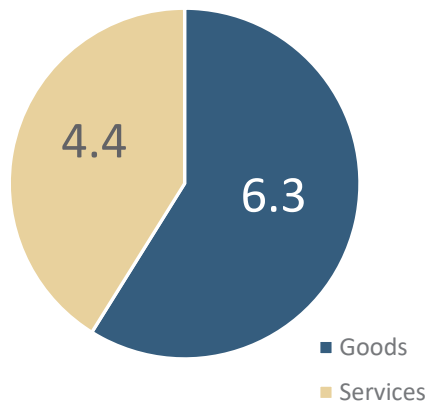
Hawaii's Top 5 Export Categories (Millions of U.S. Dollars)



Exports Support Jobs

- Nationally, U.S. jobs supported by exports reached an estimated 10.7 million in 2016, up 1.2 million from 2006.

Jobs Supported by Total U.S. Exports
Totaled 10.7 Million Jobs in 2016, Nationwide



3,232

U.S. jobs supported by goods exports from Hawaii in 2016

82% of these jobs were supported by manufactured goods exports

Exports Sustain Hundreds of Hawaii Businesses

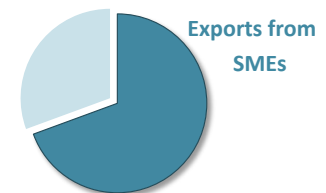
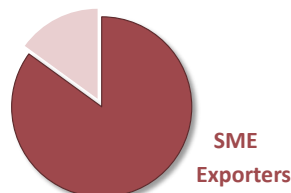
- A total of 847 companies exported from Hawaii locations in 2015.

720

Number of small and medium-sized (SME) goods exporters in Hawaii in 2015

SMEs account for **85%** of Hawaii goods exporters

...and **69%** of known Hawaii goods export value





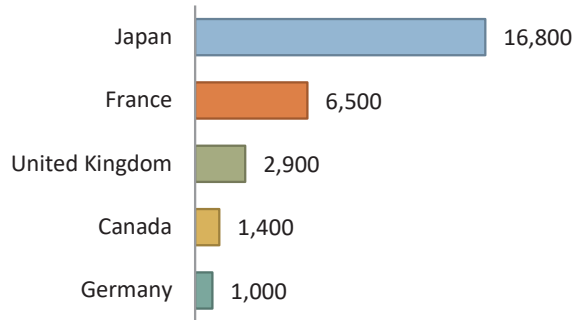
INTERNATIONAL
TRADE
ADMINISTRATION

Hawaii Exports, Jobs, & Foreign Investment

Foreign Investment & Jobs in Hawaii

- In 2015, foreign-owned companies employed 37,500 Hawaii workers

Hawaii Employment in Foreign-Owned Companies
Number of Employees by Country of UBO



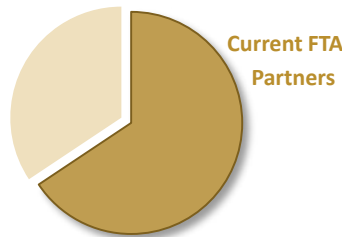
7.2%

Share of Hawaii private-industry employment at foreign-owned firms

Free Trade Agreements

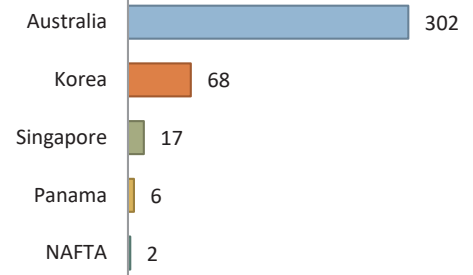
- The U.S. currently has 14 free trade agreements in force with 20 countries.
- Hawaii's exports to U.S. FTA partners totaled \$615.8 million in 2017.

In 2017, exports to FTA markets accounted for **66%** of Hawaii exports



Since 2007, exports from Hawaii to FTA markets have grown by **138%**

Top Dollar Growth, 2007-17
(Millions of U.S. Dollars)



Hawaii's Metropolitan Exports

- Urban Honolulu is the 240th largest metro area reporting exports nationwide.

Metro Area	2016 Goods Export Value	Share of State Exports
Urban Honolulu	\$330 million	81.90%
Kahului-Wailuku-Lahaina	\$9 million	2.10%

Prepared by the Office of Trade and Economic Analysis, International Trade Administration, U.S. Department of Commerce.

For more resources please see www.trade.gov/mas/ian. Sources include resources from the U.S. Department of Commerce's International Trade Administration, Bureau of the Census, and Bureau of Economic Analysis.