



INTERNATIONAL  
**TRADE**  
ADMINISTRATION

# Georgia Exports, Jobs, & Foreign Investment

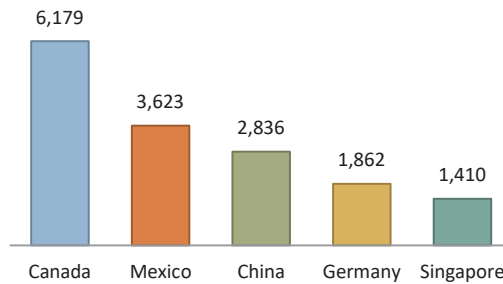
## Georgia Depends on World Markets

- Exports from Georgia helped contribute to the \$2.33 trillion of U.S. goods and services exports in 2017.

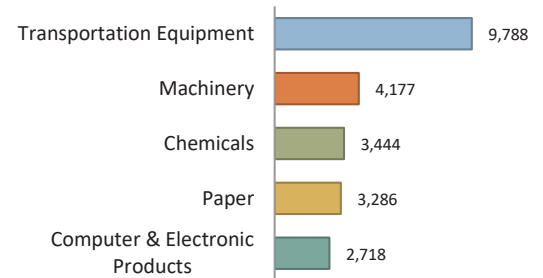
# \$37.2 billion

## Georgia goods exports in 2017

Georgia's Top 5 Export Markets (Millions of U.S. Dollars)



Georgia's Top 5 Export Categories (Millions of U.S. Dollars)

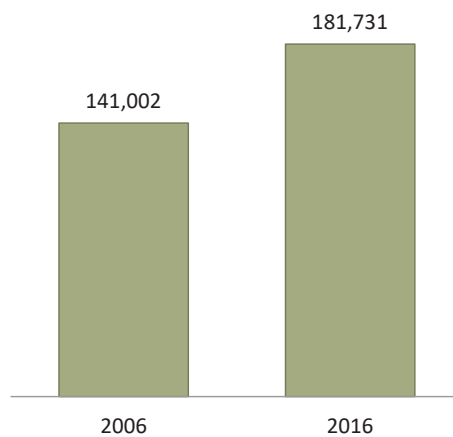


## Exports Support Jobs

- Nationally, U.S. jobs supported by exports reached an estimated 10.7 million in 2016, up 1.2 million from 2006.

## Jobs Supported by Georgia Goods Exports

Up by 41 Thousand Jobs Over Past Ten Years



# 181,731

## U.S. jobs supported by goods exports from Georgia in 2016

**93%** of these jobs were supported by manufactured goods exports

## Exports Sustain Thousands of Georgia Businesses

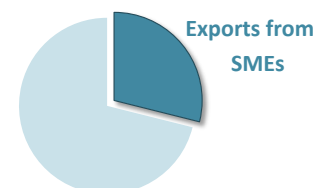
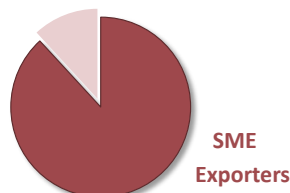
- A total of 14,369 companies exported from Georgia locations in 2015.

# 12,667

## Number of small and medium-sized (SME) goods exporters in Georgia in 2015

SMEs account for **88%** of Georgia goods exporters

...and **29%** of known Georgia goods export value



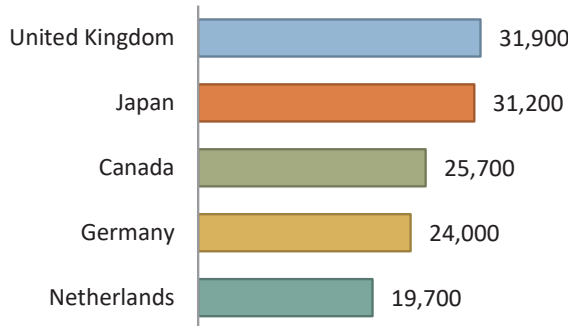


# Georgia Exports, Jobs, & Foreign Investment

## Foreign Investment & Jobs in Georgia

- In 2015, foreign-owned companies employed 226,900 Georgia workers

Georgia Employment in Foreign-Owned Companies  
Number of Employees by Country of UBO



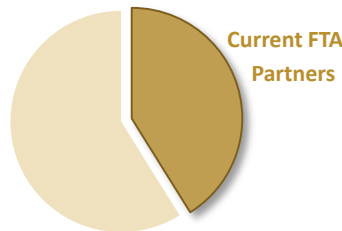
**6.3%**

Share of Georgia private-industry employment at foreign-owned firms

## Free Trade Agreements

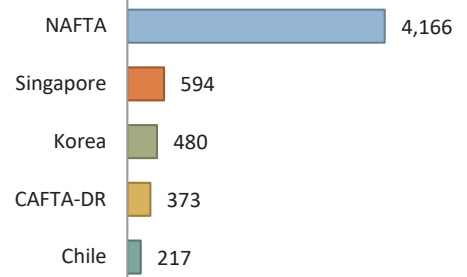
- The U.S. currently has 14 free trade agreements in force with 20 countries.
- Georgia's exports to U.S. FTA partners totaled \$15.3 billion in 2017.

In 2017, exports to FTA markets accounted for **41%** of Georgia exports



Since 2007, exports from Georgia to FTA markets have grown by **73%**

Top Dollar Growth, 2007-17  
(Millions of U.S. Dollars)



## Georgia's Metropolitan Exports

- Atlanta-Sandy Springs-Roswell is the 16th largest metro area reporting exports nationwide.

Metro Area	2016 Goods Export Value	Share of State Exports
Atlanta-Sandy Springs-Roswell	\$20.5 billion	58.80%
Savannah	\$4.3 billion	12.20%
Chattanooga	\$1.1 billion	*
Augusta-Richmond County	\$941 million	*
Brunswick	\$811 million	2.30%
Gainesville	\$739 million	2.10%
Columbus	\$481 million	*
Dalton	\$423 million	1.20%
Albany	\$349 million	1.00%

\*Share of state exports unavailable for MSAs that cross state lines

Prepared by the Office of Trade and Economic Analysis, International Trade Administration, U.S. Department of Commerce.

For more resources please see [www.trade.gov/mas/ian](http://www.trade.gov/mas/ian). Sources include resources from the U.S. Department of Commerce's International Trade Administration, Bureau of the Census, and Bureau of Economic Analysis.