



INTERNATIONAL
TRADE
ADMINISTRATION

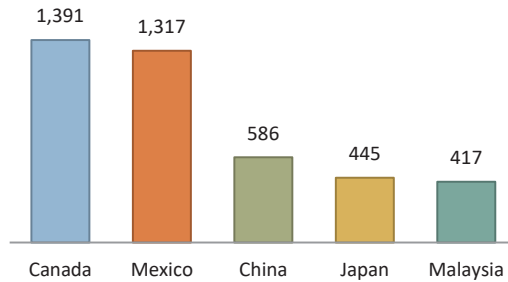
Colorado Exports, Jobs, & Foreign Investment

Colorado Depends on World Markets

- Exports from Colorado helped contribute to the \$2.33 trillion of U.S. goods and services exports in 2017.

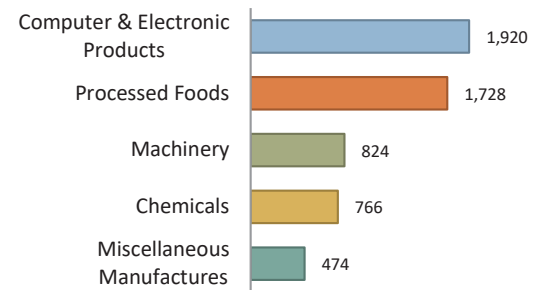
\$8.1 billion

Colorado's Top 5 Export Markets (Millions of U.S. Dollars)



Colorado goods exports in 2017

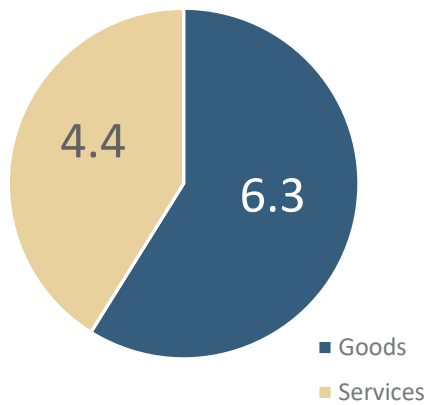
Colorado's Top 5 Export Categories (Millions of U.S. Dollars)



Exports Support Jobs

- Nationally, U.S. jobs supported by exports reached an estimated 10.7 million in 2016, up 1.2 million from 2006.

Jobs Supported by Total U.S. Exports
Totalled 10.7 Million Jobs in 2016, Nationwide



40,421

U.S. jobs supported by goods exports from Colorado in 2016

89% of these jobs were supported by manufactured goods exports

Exports Sustain Thousands of Colorado Businesses

- A total of 5,747 companies exported from Colorado locations in 2015.

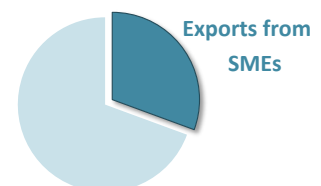
5,027

Number of small and medium-sized (SME) goods exporters in Colorado in 2015

SMEs account for **88%** of Colorado goods exporters



...and **31%** of known Colorado goods export value





INTERNATIONAL
TRADE
ADMINISTRATION

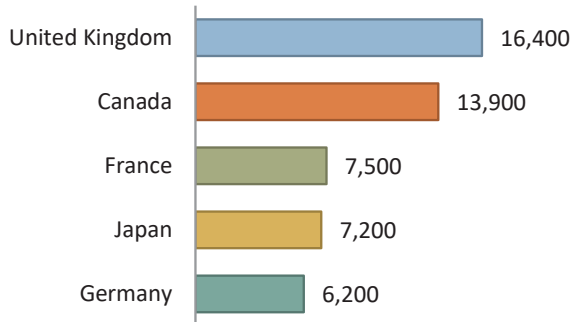
Colorado Exports, Jobs, & Foreign Investment

Foreign Investment & Jobs in Colorado

- In 2015, foreign-owned companies employed 103,200 Colorado workers

Colorado Employment in Foreign-Owned Companies

Number of Employees by Country of UBO



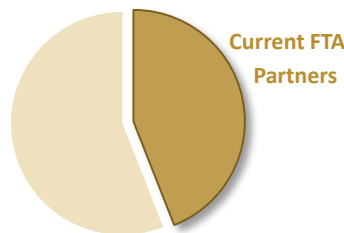
4.8%

Share of Colorado private-industry employment at foreign-owned firms

Free Trade Agreements

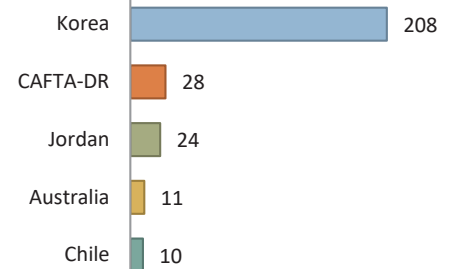
- The U.S. currently has 14 free trade agreements in force with 20 countries.
- Colorado's exports to U.S. FTA partners totaled \$3.6 billion in 2017.

In 2017, exports to FTA markets accounted for **44%** of Colorado exports



Since 2007, exports from Colorado have grown to several FTA markets

Top Dollar Growth, 2007-17 (Millions of U.S. Dollars)



Colorado's Metropolitan Exports

- Denver-Aurora-Lakewood is the 67th largest metro area reporting exports nationwide.

Metro Area	2016 Goods Export Value	Share of State Exports
Denver-Aurora-Lakewood	\$3.6 billion	41.70%
Greeley	\$1.5 billion	17.60%
Fort Collins	\$994 million	11.40%
Boulder	\$956 million	10.90%
Colorado Springs	\$787 million	9.00%
Pueblo	\$208 million	2.40%
Grand Junction	\$86 million	1.00%

Prepared by the Office of Trade and Economic Analysis, International Trade Administration, U.S. Department of Commerce.

For more resources please see www.trade.gov/mas/ian. Sources include resources from the U.S. Department of Commerce's International Trade Administration, Bureau of the Census, and Bureau of Economic Analysis.