



INTERNATIONAL  
**TRADE**  
ADMINISTRATION

# Arizona Exports, Jobs, & Foreign Investment

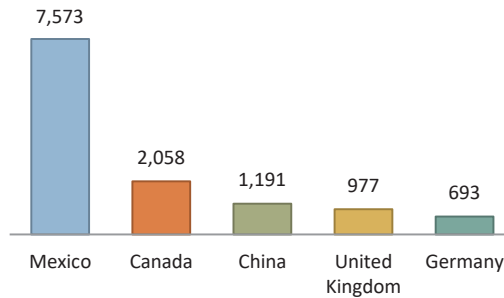
## Arizona Depends on World Markets

- Exports from Arizona helped contribute to the \$2.33 trillion of U.S. goods and services exports in 2017.

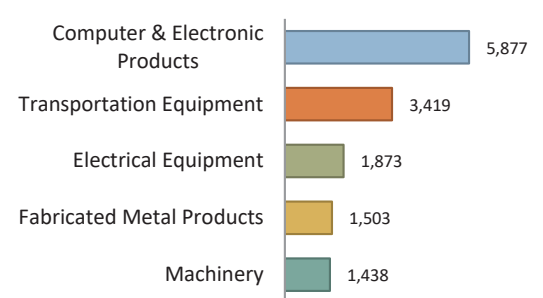
# \$20.9 billion

## Arizona goods exports in 2017

Arizona's Top 5 Export Markets (Millions of U.S. Dollars)



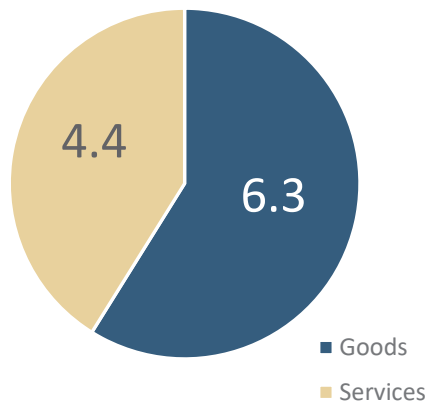
Arizona's Top 5 Export Categories (Millions of U.S. Dollars)



## Exports Support Jobs

- Nationally, U.S. jobs supported by exports reached an estimated 10.7 million in 2016, up 1.2 million from 2006.

Jobs Supported by Total U.S. Exports  
Totaled 10.7 Million Jobs in 2016, Nationwide



# 95,074

## U.S. jobs supported by goods exports from Arizona in 2016

**86%** of these jobs were supported by manufactured goods exports

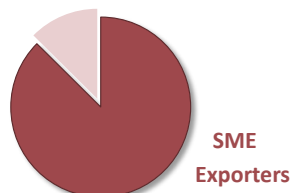
## Exports Sustain Thousands of Arizona Businesses

- A total of 7,294 companies exported from Arizona locations in 2015.

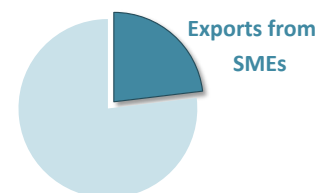
# 6,377

## Number of small and medium-sized (SME) goods exporters in Arizona in 2015

SMEs account for **87%** of Arizona goods exporters



...and **23%** of known Arizona goods export value



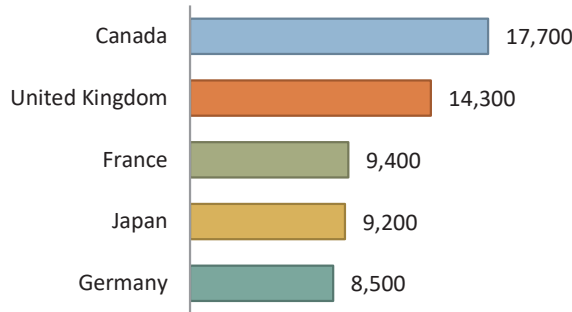


# Arizona Exports, Jobs, & Foreign Investment

## Foreign Investment & Jobs in Arizona

- In 2015, foreign-owned companies employed 103,400 Arizona workers

Arizona Employment in Foreign-Owned Companies  
Number of Employees by Country of UBO



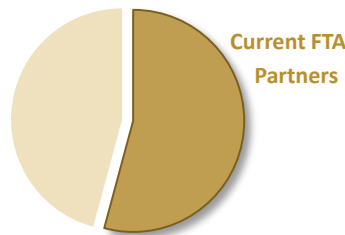
**4.6%**

Share of Arizona private-industry employment at foreign-owned firms

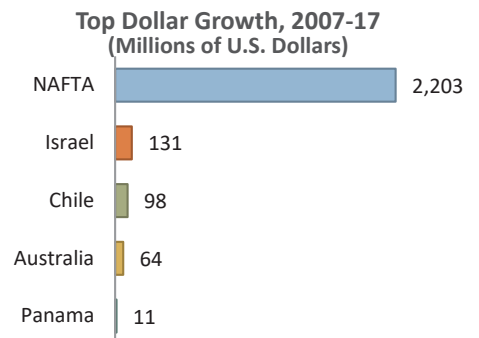
## Free Trade Agreements

- The U.S. currently has 14 free trade agreements in force with 20 countries.
- Arizona's exports to U.S. FTA partners totaled \$11.3 billion in 2017.

In 2017, exports to FTA markets accounted for **54%** of Arizona exports



Since 2007, exports from Arizona have grown to several FTA markets



## Arizona's Metropolitan Exports

- Phoenix-Mesa-Scottsdale is the 23rd largest metro area reporting exports nationwide.

Metro Area	2016 Goods Export Value	Share of State Exports
Phoenix-Mesa-Scottsdale	\$12.8 billion	65.50%
Tucson	\$2.6 billion	13.10%
Sierra Vista-Douglas	\$267 million	1.40%
Prescott	\$87 million	0.40%
Lake Havasu City-Kingman	\$55 million	0.30%

Prepared by the Office of Trade and Economic Analysis, International Trade Administration, U.S. Department of Commerce.

For more resources please see [www.trade.gov/mas/ian](http://www.trade.gov/mas/ian). Sources include resources from the U.S. Department of Commerce's International Trade Administration, Bureau of the Census, and Bureau of Economic Analysis.