



INTERNATIONAL
TRADE
ADMINISTRATION

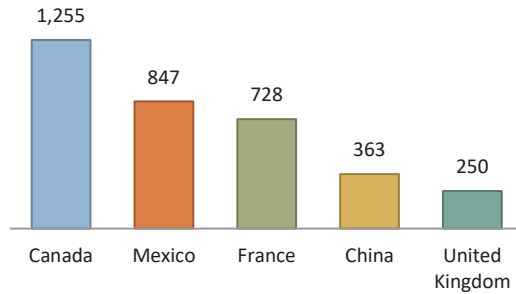
Arkansas Exports, Jobs, & Foreign Investment

Arkansas Depends on World Markets

- Exports from Arkansas helped contribute to the \$2.33 trillion of U.S. goods and services exports in 2017.

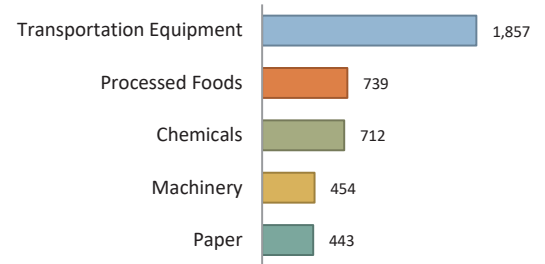
\$6.3 billion

Arkansas's Top 5 Export Markets (Millions of U.S. Dollars)



Arkansas goods exports in 2017

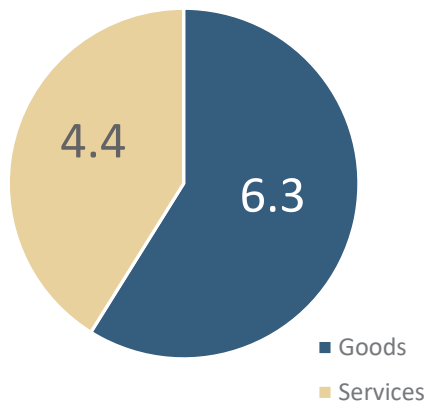
Arkansas's Top 5 Export Categories (Millions of U.S. Dollars)



Exports Support Jobs

- Nationally, U.S. jobs supported by exports reached an estimated 10.7 million in 2016, up 1.2 million from 2006.

Jobs Supported by Total U.S. Exports
Totaled 10.7 Million Jobs in 2016, Nationwide



41,168

U.S. jobs supported by goods exports from Arkansas in 2016

64% of these jobs were supported by manufactured goods exports

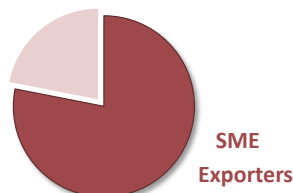
Exports Sustain Thousands of Arkansas Businesses

- A total of 2,345 companies exported from Arkansas locations in 2015.

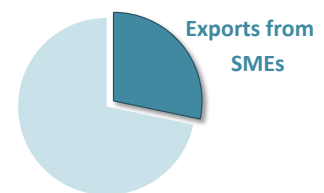
1,831

Number of small and medium-sized (SME) goods exporters in Arkansas in 2015

SMEs account for **78%** of Arkansas goods exporters



...and **28%** of known Arkansas goods export value





INTERNATIONAL
TRADE
ADMINISTRATION

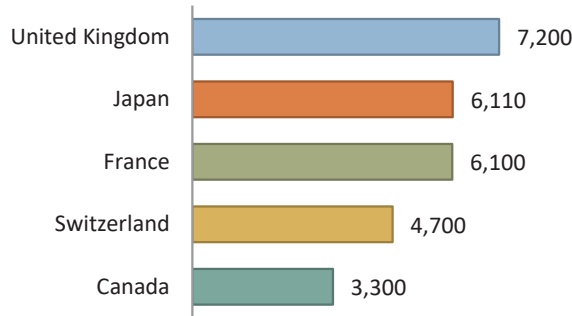
Arkansas Exports, Jobs, & Foreign Investment

Foreign Investment & Jobs in Arkansas

- In 2015, foreign-owned companies employed 48,100 Arkansas workers

Arkansas Employment in Foreign-Owned Companies

Number of Employees by Country of UBO



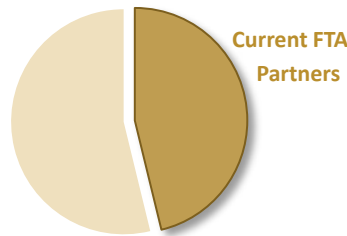
4.7%

Share of Arkansas private-industry employment at foreign-owned firms

Free Trade Agreements

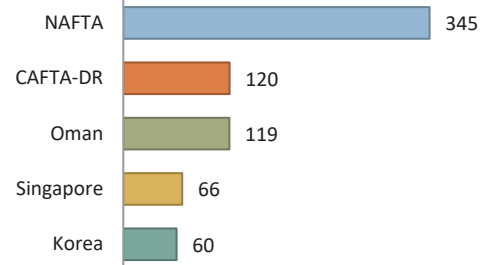
- The U.S. currently has 14 free trade agreements in force with 20 countries.
- Arkansas's exports to U.S. FTA partners totaled \$2.9 billion in 2017.

In 2017, exports to FTA markets accounted for **46%** of Arkansas exports



Since 2007, exports from Arkansas to FTA markets have grown by **39%**

Top Dollar Growth, 2007-17 (Millions of U.S. Dollars)



Arkansas's Metropolitan Exports

- Little Rock-North Little Rock-Conway is the 100th largest metro area reporting exports nationwide.

| Metro Area | 2016 Goods Export Value | Share of State Exports |
|--------------------------------------|-------------------------|------------------------|
| Memphis | \$11.6 billion | * |
| Little Rock-North Little Rock-Conway | \$1.9 billion | 36.00% |
| Fayetteville-Springdale-Rogers | \$683 million | * |
| Fort Smith | \$408 million | * |
| Pine Bluff | \$245 million | 4.70% |
| Texarkana | \$104 million | * |
| Jonesboro | \$101 million | 1.90% |
| Hot Springs | \$78 million | 1.50% |

*Share of state exports unavailable for MSAs that cross state lines

Prepared by the Office of Trade and Economic Analysis, International Trade Administration, U.S. Department of Commerce.

For more resources please see www.trade.gov/mas/ian. Sources include resources from the U.S. Department of Commerce's International Trade Administration, Bureau of the Census, and Bureau of Economic Analysis.