



INTERNATIONAL  
**TRADE**  
ADMINISTRATION

# Washington-Arlington-Alexandria, DC-VA-MD-WV Merchandise Exports in 2016

*The Metropolitan Export Series is a product funded and developed by the International Trade Administration using data from the U.S. Census Bureau. Merchandise export data are available for U.S. metropolitan areas beginning in 2005.*

In 2016, Washington was the  
**22nd**  
largest exporter in the U.S.

## Washington Exports in 2016

- Goods exports from the Washington area have increased \$6.1 billion since 2006.
- On average, exports from the Washington area have increased by 6.1% annually over the past 10 years.

**\$13.6 billion**

**Total Washington goods export value in 2016**



## Goods Exports From Select Washington Area Counties

County	Export Value
District of Columbia	\$7.2 billion
Arlington County	\$1.5 billion
Fairfax County	\$1.1 billion
Montgomery County	\$1.1 billion
Frederick County	\$730 million

## Exports Sustain Washington Area Businesses

- In 2014, 87% of Washington goods exporters shipped manufactured products overseas.

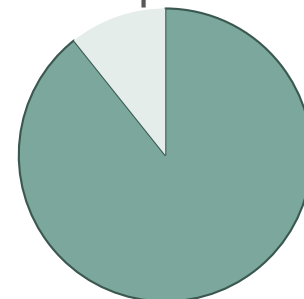
**4,093**

**Number of Washington exporters in 2014 (latest available)**

**3,654**

Number of small and medium-sized goods exporters in Washington in 2014

SMEs account for **89%** of Washington goods exporters



*Note: Exporter counts reflect the number of companies, not establishments, and are therefore not additive across industries and geographies*



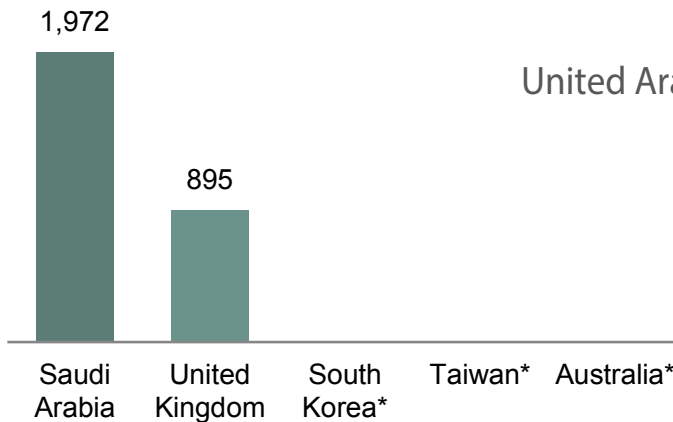
INTERNATIONAL  
**TRADE**  
ADMINISTRATION

# Washington-Arlington-Alexandria, DC-VA-MD-WV Merchandise Exports in 2016

## Top Washington Export Markets

- In 2016, Saudi Arabia accounted for 15% of Washington's total goods exports.

### Top Washington Area Export Markets Millions of dollars



\* Value Suppressed

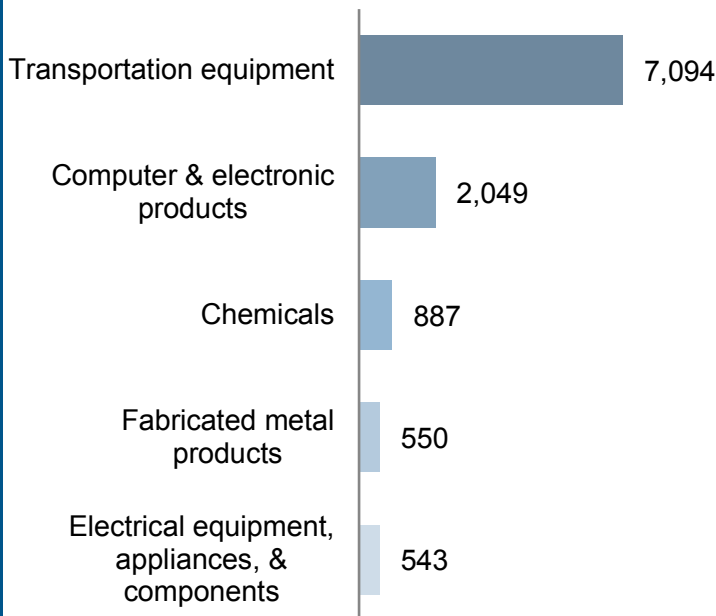
In addition to these top markets, Washington is also a major exporter to:

- United Arab Emirates \$802 million
- Kuwait \$120 million
- Poland value suppressed
- Egypt value suppressed

## Top Washington Export Sectors

- Transportation equipment accounted for 52% of the area's goods exports in 2016.

### Top Washington Export Sectors Millions of dollars



Washington is also a major exporter of:

- Nonmetallic mineral products
- Apparel & accessories
- Printed matter & related products
- Textile product mills

## Source Notes

**Data year:** 2016 **Last updated:** October 2017

Prepared by the Office of Trade and Economic Analysis, International Trade Administration, U.S. Department of Commerce.

For additional information and to view the complete data series and methodology, visit [www.trade.gov/metrodata](http://www.trade.gov/metrodata).

Exporter data available on <http://tse.export.gov/edb>.