



INTERNATIONAL  
**TRADE**  
ADMINISTRATION

# Tampa-St. Petersburg-Clearwater, FL Merchandise Exports in 2016

*The Metropolitan Export Series is a product funded and developed by the International Trade Administration using data from the U.S. Census Bureau. Merchandise export data are available for U.S. metropolitan areas beginning in 2005.*

In 2016, Tampa was the  
**47th**  
largest exporter in the U.S.

## Tampa Exports in 2016

- In 2016, goods exports from the Tampa area grew by \$42 million over the previous year.
- On average, exports from the Tampa area have increased by 1.9% annually over the past 10 years.

**\$5.7 billion**

Total Tampa goods export value in 2016



## Goods Exports From Select Tampa Area Counties

County	Export Value
Pinellas County	\$2.9 billion
Hillsborough County	\$2.6 billion
Pasco County	\$87 million
Hernando County	\$26 million

## Exports Sustain Tampa Area Businesses

- In 2014, 91% of Tampa goods exporters shipped manufactured products overseas.

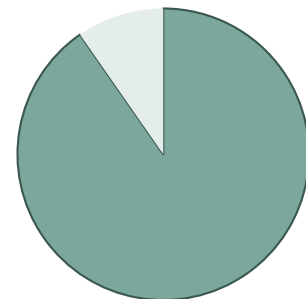
**3,771**

Number of Tampa exporters in 2014 (latest available)

**3,406**

Number of small and medium-sized goods exporters in Tampa in 2014

SMEs account for **90%** of Tampa goods exporters



*Note: Exporter counts reflect the number of companies, not establishments, and are therefore not additive across industries and geographies*



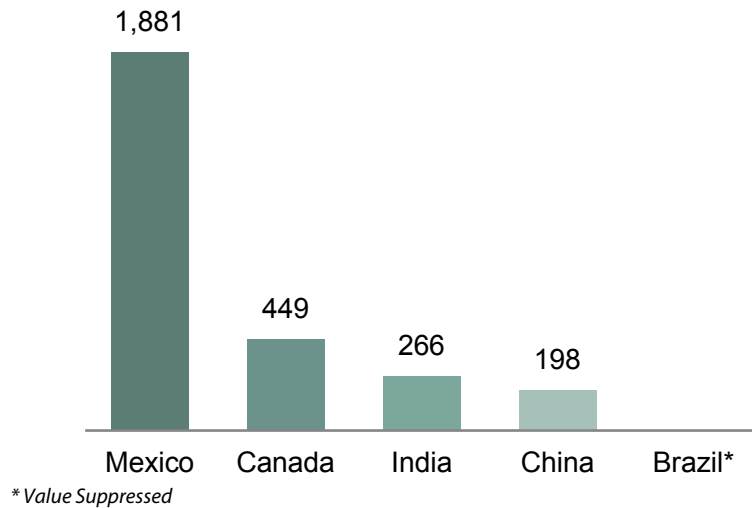
INTERNATIONAL  
**TRADE**  
ADMINISTRATION

# Tampa-St. Petersburg-Clearwater, FL Merchandise Exports in 2016

## Top Tampa Export Markets

- In 2016, Mexico accounted for 33% of Tampa's total goods exports.

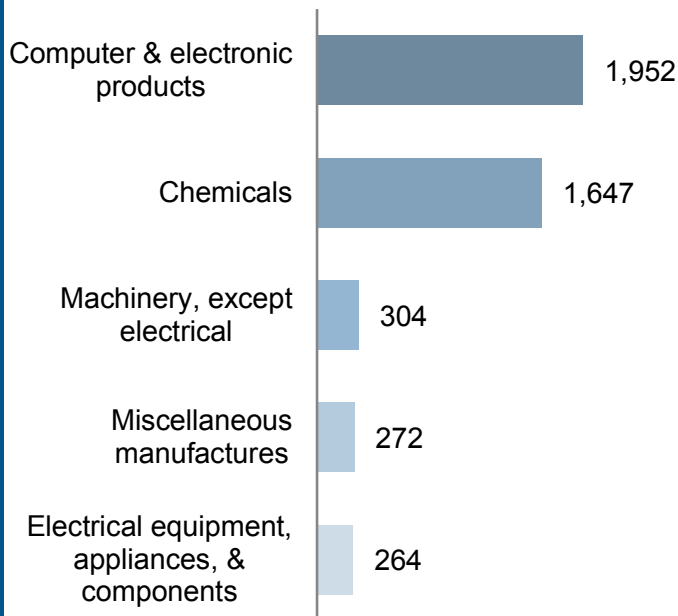
## Top Tampa Area Export Markets Millions of dollars



## Top Tampa Export Sectors

- Computer & electronic products accounted for 34% of the area's goods exports in 2016.

## Top Tampa Export Sectors Millions of dollars



Tampa is also a major exporter of:

- Petroleum & coal products
- Plastics & rubber products
- Textile product mills
- Printed matter & related products

## Source Notes

**Data year:** 2016 **Last updated:** October 2017

Prepared by the Office of Trade and Economic Analysis, International Trade Administration, U.S. Department of Commerce.

For additional information and to view the complete data series and methodology, visit [www.trade.gov/metrodata](http://www.trade.gov/metrodata).

Exporter data available on <http://tse.export.gov/edb>.