



INTERNATIONAL
TRADE
ADMINISTRATION

San Jose-Sunnyvale-Santa Clara, CA Merchandise Exports in 2016

The Metropolitan Export Series is a product funded and developed by the International Trade Administration using data from the U.S. Census Bureau. Merchandise export data are available for U.S. metropolitan areas beginning in 2005.

In 2016, San Jose was the
13th
largest exporter in the U.S.

San Jose Exports in 2016

- Exports from the San Jose area increased \$1.9 billion in 2016.

\$21.7 billion Total San Jose goods export value in 2016



Goods Exports From Select San Jose Area Counties

County	Export Value
Santa Clara County	\$21.6 billion
San Benito County	\$126 million

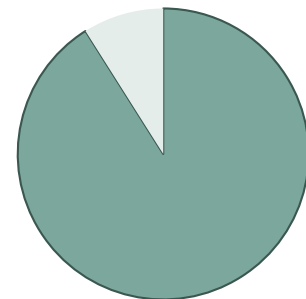
Exports Sustain San Jose Area Businesses

- In 2014, 95% of San Jose goods exporters shipped manufactured products overseas.

4,701 Number of San Jose exporters in 2014 (latest available)

4,279
Number of small and medium-sized goods exporters in San Jose in 2014

SMEs account for **91%** of San Jose goods exporters



Note: Exporter counts reflect the number of companies, not establishments, and are therefore not additive across industries and geographies



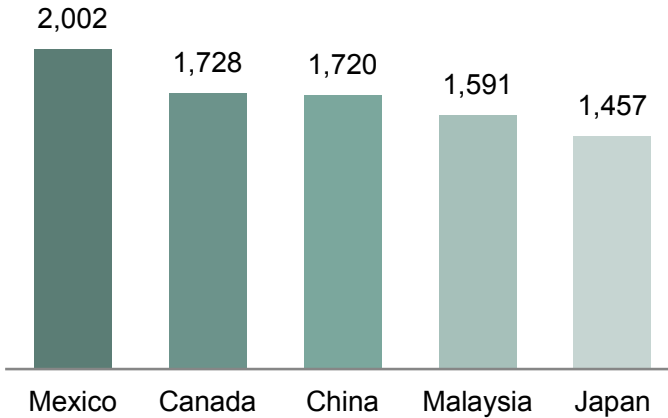
INTERNATIONAL
TRADE
ADMINISTRATION

San Jose-Sunnyvale-Santa Clara, CA Merchandise Exports in 2016

Top San Jose Export Markets

- In 2016, Mexico was San Jose's top foreign market, accounting for 9% of its total goods exports.

Top San Jose Area Export Markets
Millions of dollars



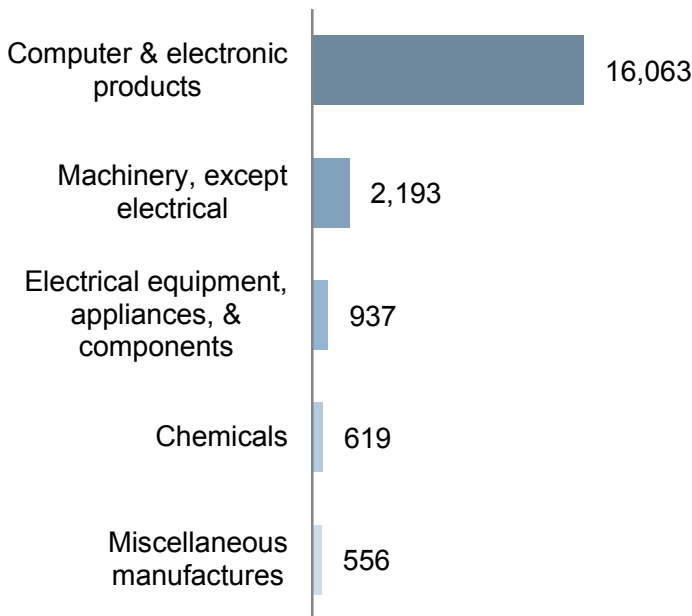
In addition to these top markets, San Jose is also a major exporter to:

- South Korea \$1.2 billion
- Taiwan \$1.2 billion
- Brazil \$956 million
- Hong Kong \$864 million
- Singapore \$846 million

Top San Jose Export Sectors

- Computer & electronic products accounted for 74% of the area's goods exports in 2016.

Top San Jose Export Sectors
Millions of dollars



San Jose is also a major exporter of:

- Primary metal manufactures
- Printed matter & related products
- Nonmetallic mineral products
- Furniture & fixtures

Source Notes

Data year: 2016 Last updated: October 2017

Prepared by the Office of Trade and Economic Analysis, International Trade Administration, U.S. Department of Commerce.

For additional information and to view the complete data series and methodology, visit www.trade.gov/metrodata.

Exporter data available on <http://tse.export.gov/edb>.