



INTERNATIONAL
TRADE
ADMINISTRATION

San Francisco-Oakland-Hayward, CA Merchandise Exports in 2016

The Metropolitan Export Series is a product funded and developed by the International Trade Administration using data from the U.S. Census Bureau. Merchandise export data are available for U.S. metropolitan areas beginning in 2005.

In 2016, San Francisco was the

12th

largest exporter in the U.S.

San Francisco Exports in 2016

- Goods exports from the San Francisco area have increased \$6.1 billion since 2006.
- On average, exports from the San Francisco area have increased by 2.9% annually over the past 10 years.

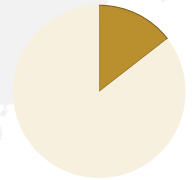
\$24.5 billion

Total San Francisco goods export value in 2016

San Francisco area export growth since 2006

33%

Exports from San Francisco accounted for **14%** of total California goods exports



Goods Exports From Select San Francisco Area Counties

County	Export Value
Alameda County	\$15.4 billion
San Mateo County	\$3.9 billion
Contra Costa County	\$3.7 billion
San Francisco County	\$975 million
Marin County	\$524 million

Exports Sustain San Francisco Area Businesses

- In 2014, 92% of San Francisco goods exporters shipped manufactured products overseas.

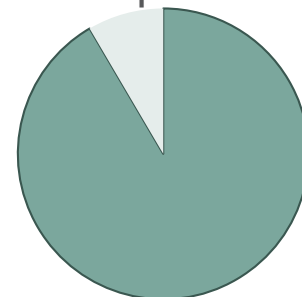
8,042

Number of San Francisco exporters in 2014 (latest available)

7,362

Number of small and medium-sized goods exporters in San Francisco in 2014

SMEs account for **92%** of San Francisco goods exporters



Note: Exporter counts reflect the number of companies, not establishments, and are therefore not additive across industries and geographies



INTERNATIONAL
TRADE
ADMINISTRATION

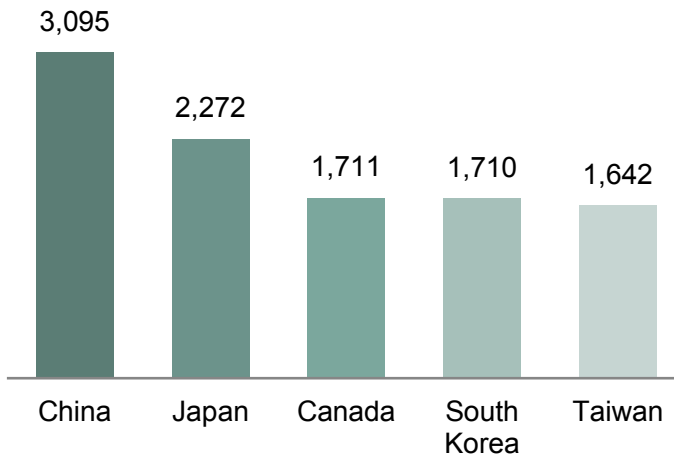
San Francisco-Oakland-Hayward, CA Merchandise Exports in 2016

Top San Francisco Export Markets

- In 2016, China was San Francisco's top foreign market, accounting for 13% of its total goods exports.

Top San Francisco Area Export Markets

Millions of dollars



In addition to these top markets, San Francisco is also a major exporter to:

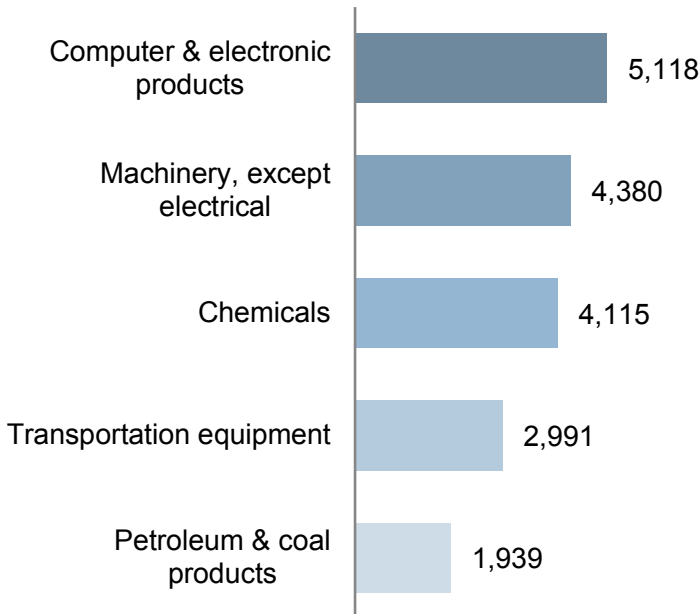
- Netherlands \$1.5 billion
- Singapore \$1.2 billion
- Switzerland \$1.1 billion
- Hong Kong \$779 million
- Italy \$575 million

Top San Francisco Export Sectors

- Computer & electronic products accounted for 21% of the area's goods exports in 2016.

Top San Francisco Export Sectors

Millions of dollars



San Francisco is also a major exporter of:

- Electrical equipment, appliances, & components
- Processed foods
- Miscellaneous manufactures
- Agricultural products

Source Notes

Data year: 2016 **Last updated:** October 2017

Prepared by the Office of Trade and Economic Analysis, International Trade Administration, U.S. Department of Commerce.

For additional information and to view the complete data series and methodology, visit www.trade.gov/metrodata.

Exporter data available on <http://tse.export.gov/edb>.