



INTERNATIONAL
TRADE
ADMINISTRATION

San Diego-Carlsbad, CA Merchandise Exports in 2016

The Metropolitan Export Series is a product funded and developed by the International Trade Administration using data from the U.S. Census Bureau. Merchandise export data are available for U.S. metropolitan areas beginning in 2005.

In 2016, San Diego was the
20th
largest exporter in the U.S.

San Diego Exports in 2016

- In 2016, goods exports from the San Diego area grew by 4% over the previous year.
- On average, exports from the San Diego area have increased by 2.9% annually over the past 10 years.

\$18.1 billion

Total San Diego goods export value in 2016



Goods Exports From Select San Diego Area Counties

County	Export Value
San Diego County	\$18.1 billion

Exports Sustain San Diego Area Businesses

- In 2014, 94% of San Diego goods exporters shipped manufactured products overseas.

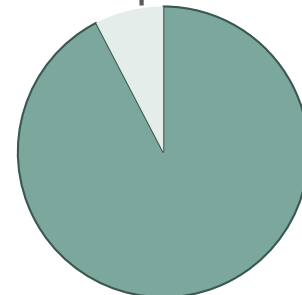
6,847

Number of San Diego exporters in 2014 (latest available)

6,324

Number of small and medium-sized goods exporters in San Diego in 2014

SMEs account for **92%** of San Diego goods exporters



Note: Exporter counts reflect the number of companies, not establishments, and are therefore not additive across industries and geographies



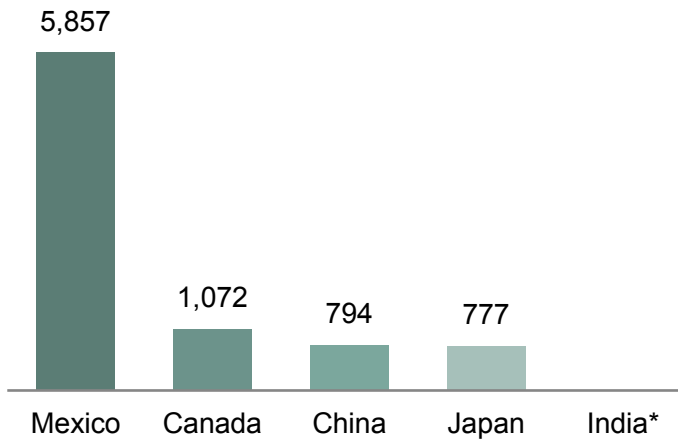
INTERNATIONAL
TRADE
ADMINISTRATION

San Diego-Carlsbad, CA Merchandise Exports in 2016

Top San Diego Export Markets

- In 2016, Mexico accounted for 32% of San Diego's total goods exports.

Top San Diego Area Export Markets Millions of dollars



* Value Suppressed

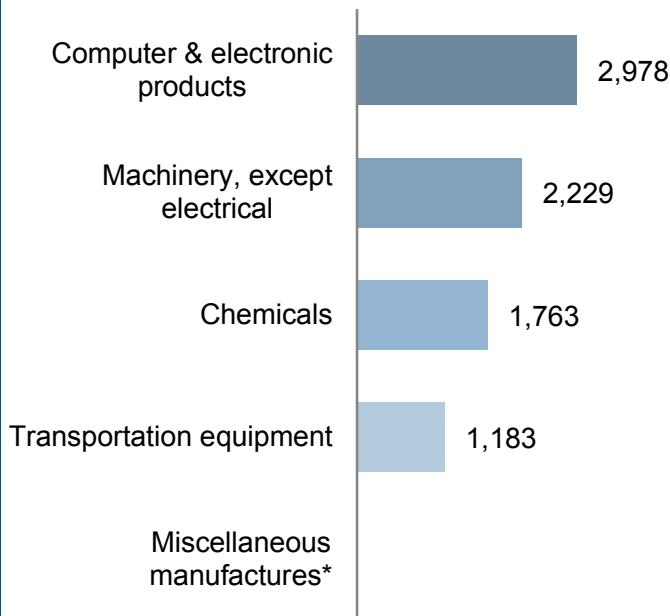
In addition to these top markets, San Diego is also a major exporter to:

Belgium \$546 million
Israel \$450 million
Qatar \$54 million

Top San Diego Export Sectors

- Computer & electronic products accounted for 16% of the area's goods exports in 2016.

Top San Diego Export Sectors Millions of dollars



* Value Suppressed

San Diego is also a major exporter of:

- Electrical equipment, appliances, & components
- Plastics & rubber products
- Primary metal manufactures
- Fabricated metal products

Source Notes

Data year: 2016 **Last updated:** October 2017

Prepared by the Office of Trade and Economic Analysis, International Trade Administration, U.S. Department of Commerce.

For additional information and to view the complete data series and methodology, visit www.trade.gov/metrodata.

Exporter data available on <http://tse.export.gov/edb>.