



INTERNATIONAL
TRADE
ADMINISTRATION

San Antonio-New Braunfels, TX Merchandise Exports in 2016

The Metropolitan Export Series is a product funded and developed by the International Trade Administration using data from the U.S. Census Bureau. Merchandise export data are available for U.S. metropolitan areas beginning in 2005.

In 2016, San Antonio was the

49th

largest exporter in the U.S.

San Antonio Exports in 2016

- Goods exports from the San Antonio area have increased \$2.5 billion since 2006.
- On average, exports from the San Antonio area have increased by 6.2% annually over the past 10 years.

\$5.6 billion

Total San Antonio goods export value in 2016

San Antonio area export growth since 2006

82%

Exports from San Antonio accounted for **3%** of total Texas goods exports

Goods Exports From Select San Antonio Area Counties

County	Export Value
Bexar County	\$5.1 billion
Guadalupe County	\$432 million
Comal County	\$52 million
Kendall County	\$43 million
Atascosa County	\$27 million

Exports Sustain San Antonio Area Businesses

- In 2014, 92% of San Antonio goods exporters shipped manufactured products overseas.

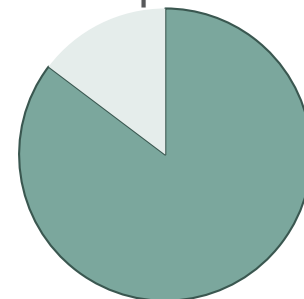
1,753

Number of San Antonio exporters in 2014 (latest available)

1,495

Number of small and medium-sized goods exporters in San Antonio in 2014

SMEs account for **85%** of San Antonio goods exporters



Note: Exporter counts reflect the number of companies, not establishments, and are therefore not additive across industries and geographies



INTERNATIONAL
TRADE
ADMINISTRATION

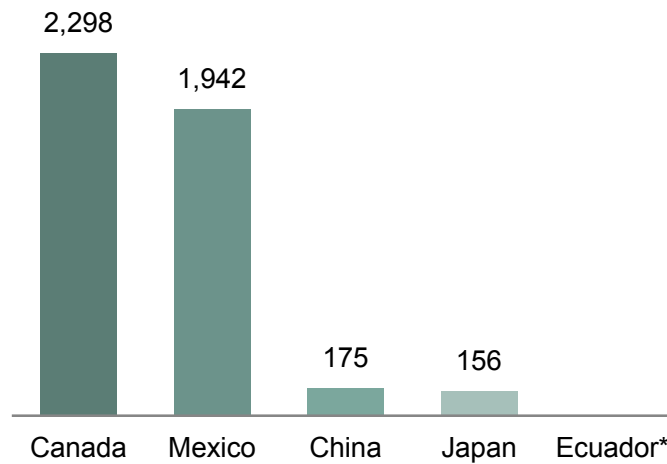
San Antonio-New Braunfels, TX Merchandise Exports in 2016

Top San Antonio Export Markets

- In 2016, Canada accounted for 41% of San Antonio's total goods exports.

Top San Antonio Area Export Markets

Millions of dollars



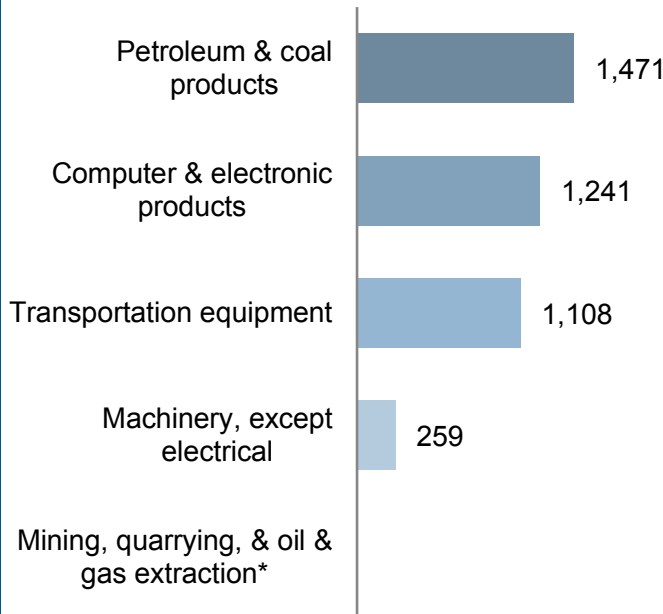
* Value Suppressed

Top San Antonio Export Sectors

- Petroleum & coal products accounted for 26% of the area's goods exports in 2016.

Top San Antonio Export Sectors

Millions of dollars



* Value Suppressed

San Antonio is also a major exporter of:

- Paper
- Beverages & tobacco products
- Leather & allied products
- Animal products

Source Notes

Data year: 2016 **Last updated:** October 2017

Prepared by the Office of Trade and Economic Analysis, International Trade Administration, U.S. Department of Commerce.

For additional information and to view the complete data series and methodology, visit www.trade.gov/metrodata.

Exporter data available on <http://tse.export.gov/edb>.