



INTERNATIONAL
TRADE
ADMINISTRATION

Sacramento--Roseville--Arden-Arcade, CA Merchandise Exports in 2016

The Metropolitan Export Series is a product funded and developed by the International Trade Administration using data from the U.S. Census Bureau. Merchandise export data are available for U.S. metropolitan areas beginning in 2005.

In 2016, Sacramento was the

43rd

largest exporter in the U.S.

Sacramento Exports in 2016

- Goods exports from the Sacramento area have increased \$3.6 billion since 2006.
- On average, exports from the Sacramento area have increased by 7.5% annually over the past 10 years.

\$7.0 billion

Total Sacramento goods export value in 2016



Goods Exports From Select Sacramento Area Counties

County	Export Value
Sacramento County	\$5.2 billion
Placer County	\$1.2 billion
Yolo County	\$543 million
El Dorado County	\$83 million

Exports Sustain Sacramento Area Businesses

- In 2014, 82% of Sacramento goods exporters shipped manufactured products overseas.

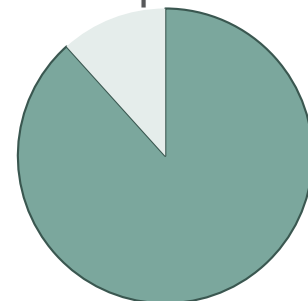
1,806

Number of Sacramento exporters in 2014 (latest available)

1,595

Number of small and medium-sized goods exporters in Sacramento in 2014

SMEs account for **88%** of Sacramento goods exporters



Note: Exporter counts reflect the number of companies, not establishments, and are therefore not additive across industries and geographies



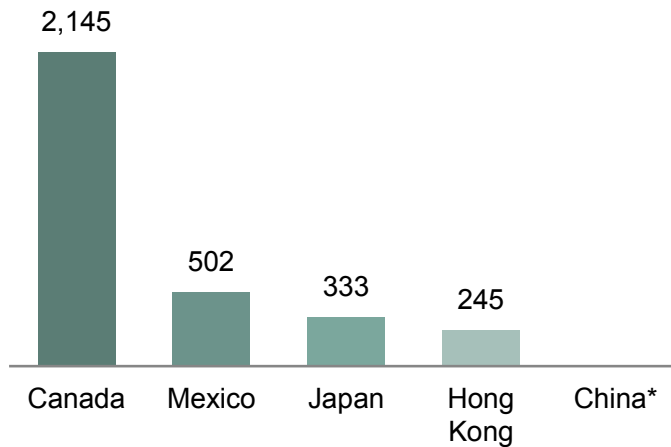
INTERNATIONAL
TRADE
ADMINISTRATION

Sacramento--Roseville--Arden-Arcade, CA Merchandise Exports in 2016

Top Sacramento Export Markets

- In 2016, Canada accounted for 31% of Sacramento's total goods exports.

Top Sacramento Area Export Markets Millions of dollars

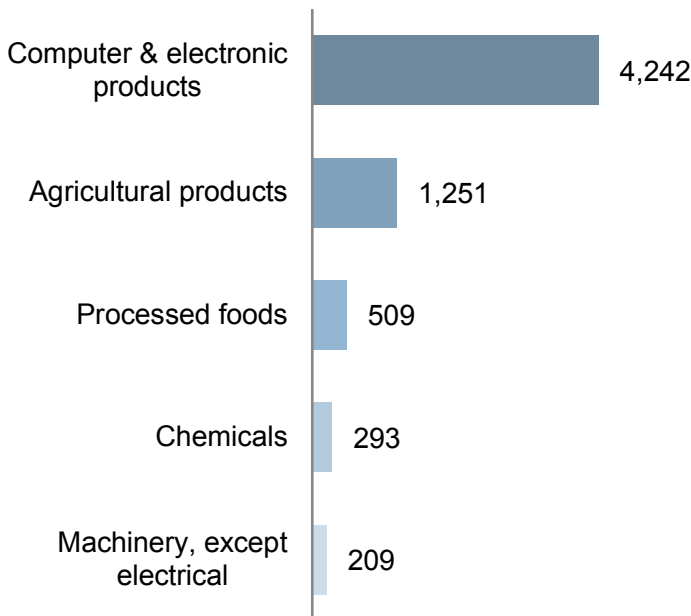


* Value Suppressed

Top Sacramento Export Sectors

- Computer & electronic products accounted for 60% of the area's goods exports in 2016.

Top Sacramento Export Sectors Millions of dollars



Sacramento is also a major exporter of:

- Beverages & tobacco products
- Petroleum & coal products

Source Notes

Data year: 2016 **Last updated:** October 2017

Prepared by the Office of Trade and Economic Analysis, International Trade Administration, U.S. Department of Commerce.

For additional information and to view the complete data series and methodology, visit www.trade.gov/metrodata.

Exporter data available on <http://tse.export.gov/edb>.