



INTERNATIONAL
TRADE
ADMINISTRATION

Riverside-San Bernardino-Ontario, CA Merchandise Exports in 2016

The Metropolitan Export Series is a product funded and developed by the International Trade Administration using data from the U.S. Census Bureau. Merchandise export data are available for U.S. metropolitan areas beginning in 2005.

In 2016, Riverside was the
28th
largest exporter in the U.S.

Riverside Exports in 2016

- In 2016, goods exports from the Riverside area grew by 14% over the previous year.
- On average, exports from the Riverside area have increased by 9.3% annually over the past 10 years.

\$10.2 billion

Total Riverside goods export value in 2016



Goods Exports From Select Riverside Area Counties

County	Export Value
San Bernardino County	\$6.5 billion
Riverside County	\$3.7 billion

Exports Sustain Riverside Area Businesses

- In 2014, 92% of Riverside goods exporters shipped manufactured products overseas.

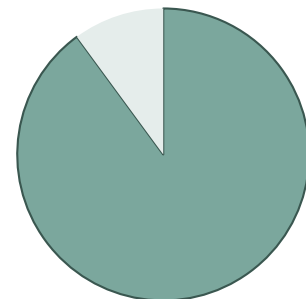
6,240

Number of Riverside exporters in 2014 (latest available)

5,611

Number of small and medium-sized goods exporters in Riverside in 2014

SMEs account for **90%** of Riverside goods exporters



Note: Exporter counts reflect the number of companies, not establishments, and are therefore not additive across industries and geographies



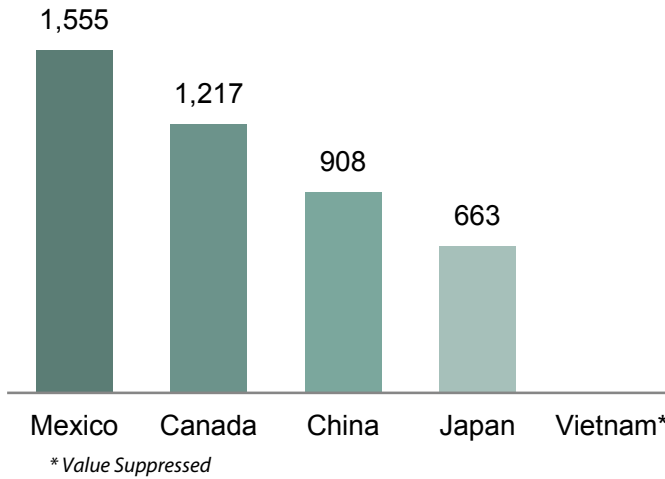
INTERNATIONAL
TRADE
ADMINISTRATION

Riverside-San Bernardino-Ontario, CA Merchandise Exports in 2016

Top Riverside Export Markets

- In 2016, Mexico accounted for 15% of Riverside's total goods exports.

Top Riverside Area Export Markets Millions of dollars



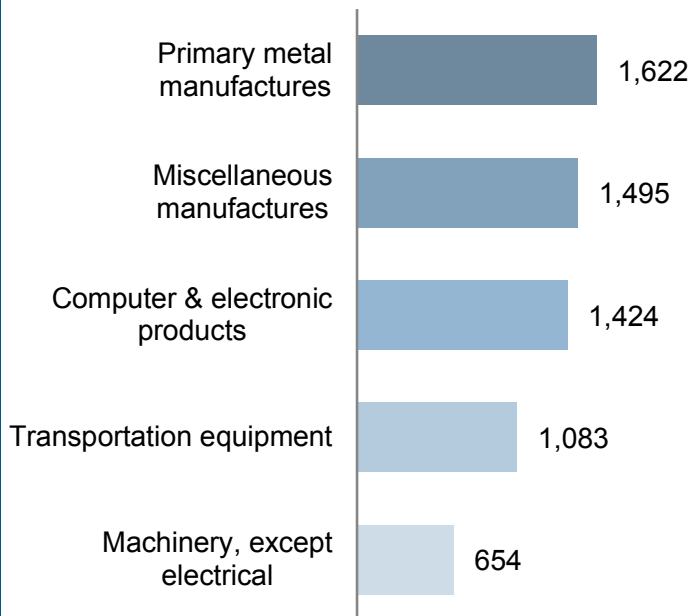
In addition to these top markets, Riverside is also a major exporter to:

Russia \$106 million

Top Riverside Export Sectors

- Primary metal manufactures accounted for 16% of the area's goods exports in 2016.

Top Riverside Export Sectors Millions of dollars



Riverside is also a major exporter of:

- Processed foods
- Chemicals
- Fabricated metal products
- Electrical equipment, appliances, & components

Source Notes

Data year: 2016 **Last updated:** October 2017

Prepared by the Office of Trade and Economic Analysis, International Trade Administration, U.S. Department of Commerce.

For additional information and to view the complete data series and methodology, visit www.trade.gov/metrodata.

Exporter data available on <http://tse.export.gov/edb>.