



INTERNATIONAL  
**TRADE**  
ADMINISTRATION

# Pittsburgh, PA Merchandise Exports in 2016

*The Metropolitan Export Series is a product funded and developed by the International Trade Administration using data from the U.S. Census Bureau. Merchandise export data are available for U.S. metropolitan areas beginning in 2005.*

In 2016, Pittsburgh was the  
**39th**  
largest exporter in the U.S.

## Pittsburgh Exports in 2016

**\$8.0 billion**

**Total Pittsburgh goods  
export value in 2016**



### Goods Exports From Select Pittsburgh Area Counties

County	Export Value
Allegheny County	\$3.6 billion
Westmoreland County	\$2.1 billion
Butler County	\$1.2 billion
Washington County	\$719 million
Beaver County	\$297 million

## Exports Sustain Pittsburgh Area Businesses

- In 2014, 95% of Pittsburgh goods exporters shipped manufactured products overseas.

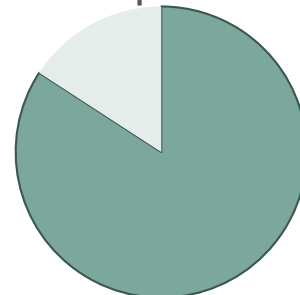
**2,715**

**Number of Pittsburgh  
exporters in 2014 (latest available)**

**2,285**

Number of small and medium-sized goods exporters in Pittsburgh in 2014

SMEs account for **84%** of Pittsburgh goods exporters



Note: Exporter counts reflect the number of companies, not establishments, and are therefore not additive across industries and geographies



INTERNATIONAL  
**TRADE**  
ADMINISTRATION

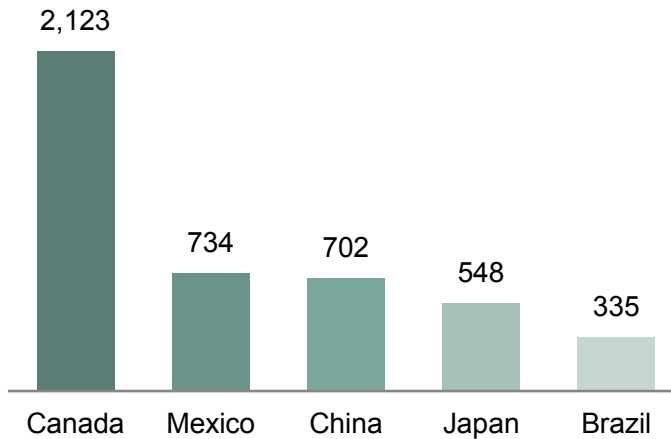
# Pittsburgh, PA Merchandise Exports in 2016

## Top Pittsburgh Export Markets

- In 2016, Canada was Pittsburgh's top foreign market, accounting for 27% of its total goods exports.

## Top Pittsburgh Area Export Markets

Millions of dollars



In addition to these top markets, Pittsburgh is also a major exporter to:

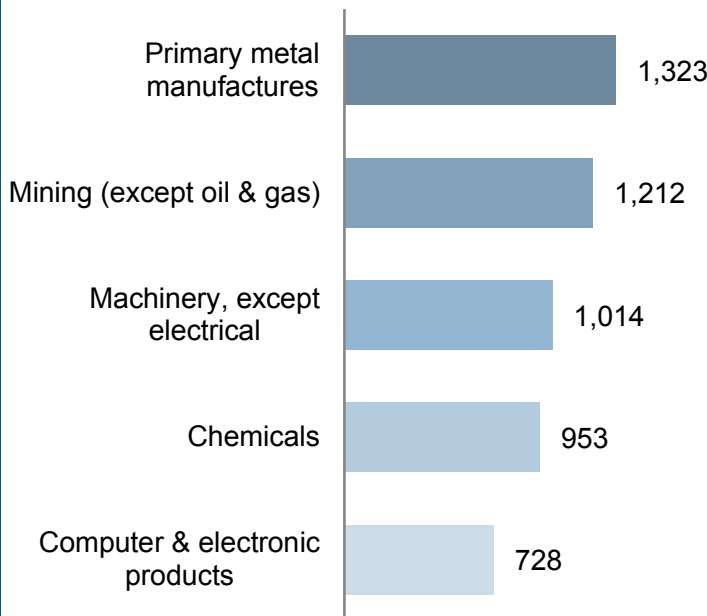
Norway \$83 million

## Top Pittsburgh Export Sectors

- Primary metal manufactures accounted for 17% of the area's goods exports in 2016.

## Top Pittsburgh Export Sectors

Millions of dollars



Pittsburgh is also a major exporter of:

- Miscellaneous manufactures
- Electrical equipment, appliances, & components
- Fabricated metal products
- Nonmetallic mineral products

## Source Notes

**Data year:** 2016 **Last updated:** October 2017

Prepared by the Office of Trade and Economic Analysis, International Trade Administration, U.S. Department of Commerce.

For additional information and to view the complete data series and methodology, visit [www.trade.gov/metrodata](http://www.trade.gov/metrodata).

Exporter data available on <http://tse.export.gov/edb>.