



INTERNATIONAL  
**TRADE**  
ADMINISTRATION

# Philadelphia-Camden-Wilmington, PA-NJ-DE-MD Merchandise Exports in 2016

*The Metropolitan Export Series is a product funded and developed by the International Trade Administration using data from the U.S. Census Bureau. Merchandise export data are available for U.S. metropolitan areas beginning in 2005.*

In 2016, Philadelphia was the

**14th**

largest exporter in the U.S.

## Philadelphia Exports in 2016

- Goods exports from the Philadelphia area have increased \$5.2 billion since 2006.
- On average, exports from the Philadelphia area have increased by 2.8% annually over the past 10 years.

**\$21.4 billion**

Total Philadelphia goods export value in 2016



## Goods Exports From Select Philadelphia Area Counties

County	Export Value
New Castle County	\$6.1 billion
Montgomery County	\$3.4 billion
Philadelphia County	\$2.5 billion
Chester County	\$2.1 billion
Gloucester County	\$1.9 billion

## Exports Sustain Philadelphia Area Businesses

- In 2014, 92% of Philadelphia goods exporters shipped manufactured products overseas.

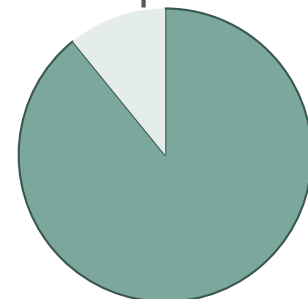
**7,531**

Number of Philadelphia exporters in 2014 (latest available)

**6,712**

Number of small and medium-sized goods exporters in Philadelphia in 2014

SMEs account for **89%** of Philadelphia goods exporters



*Note: Exporter counts reflect the number of companies, not establishments, and are therefore not additive across industries and geographies*



INTERNATIONAL  
**TRADE**  
ADMINISTRATION

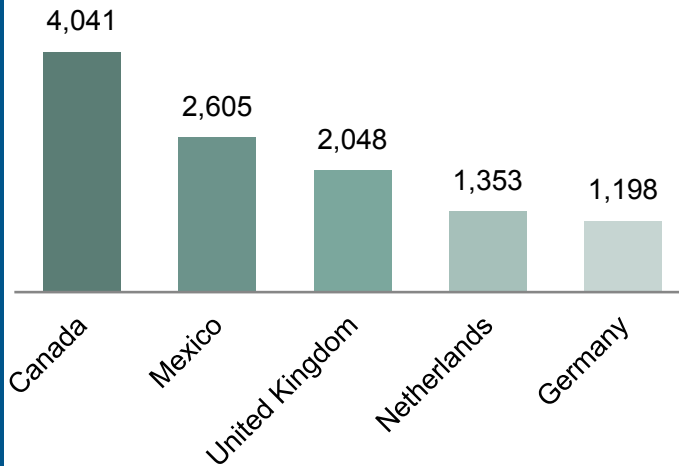
# Philadelphia-Camden-Wilmington, PA-NJ-DE-MD Merchandise Exports in 2016

## Top Philadelphia Export Markets

- In 2016, Canada was Philadelphia's top foreign market, accounting for 19% of its total goods exports.

## Top Philadelphia Area Export Markets

Millions of dollars



In addition to these top markets, Philadelphia is also a major exporter to:

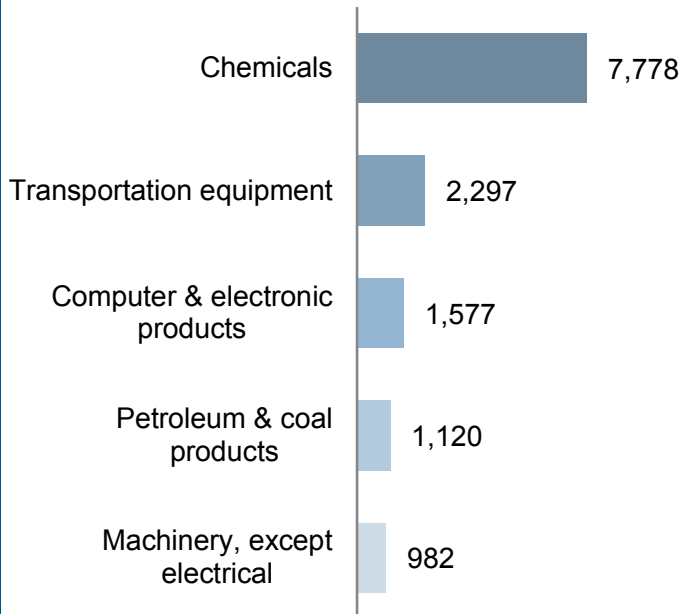
Italy \$572 million  
Saudi Arabia \$382 million  
Ireland \$361 million  
Switzerland \$264 million  
Turkey \$231 million

## Top Philadelphia Export Sectors

- Chemicals accounted for 36% of the area's goods exports in 2016.

## Top Philadelphia Export Sectors

Millions of dollars



Philadelphia is also a major exporter of:

- Processed foods
- Fabricated metal products
- Plastics & rubber products
- Primary metal manufactures

## Source Notes

**Data year:** 2016 **Last updated:** October 2017

Prepared by the Office of Trade and Economic Analysis, International Trade Administration, U.S. Department of Commerce.

For additional information and to view the complete data series and methodology, visit [www.trade.gov/metrodata](http://www.trade.gov/metrodata).

Exporter data available on <http://tse.export.gov/edb>.