



INTERNATIONAL
TRADE
ADMINISTRATION

New Orleans-Metairie, LA Merchandise Exports in 2016

The Metropolitan Export Series is a product funded and developed by the International Trade Administration using data from the U.S. Census Bureau. Merchandise export data are available for U.S. metropolitan areas beginning in 2005.

In 2016, New Orleans was the
8th
largest exporter in the U.S.

New Orleans Exports in 2016

- In 2016, goods exports from the New Orleans area grew by 9% over the previous year.
- On average, exports from the New Orleans area have increased by 16.0% annually over the past 10 years.

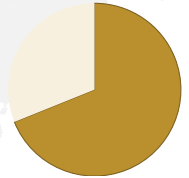
\$29.5 billion

Total New Orleans goods export value in 2016

New Orleans area export growth since 2006

339%

Exports from New Orleans accounted for 69% of total Louisiana goods exports



Goods Exports From Select New Orleans Area Counties

County	Export Value
St. John the Baptist Parish	\$8.2 billion
Jefferson Parish	\$3.6 billion
Plaquemines Parish	\$2.0 billion
St. Bernard Parish	\$948 million
Orleans Parish	\$861 million

Exports Sustain New Orleans Area Businesses

- In 2014, 92% of New Orleans goods exporters shipped manufactured products overseas.

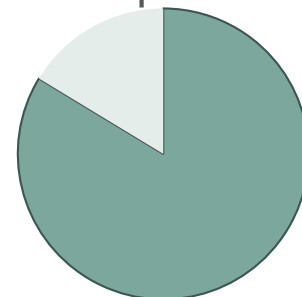
1,078

Number of New Orleans exporters in 2014 (latest available)

902

Number of small and medium-sized goods exporters in New Orleans in 2014

SMEs account for **84%** of New Orleans goods exporters



Note: Exporter counts reflect the number of companies, not establishments, and are therefore not additive across industries and geographies



INTERNATIONAL
TRADE
ADMINISTRATION

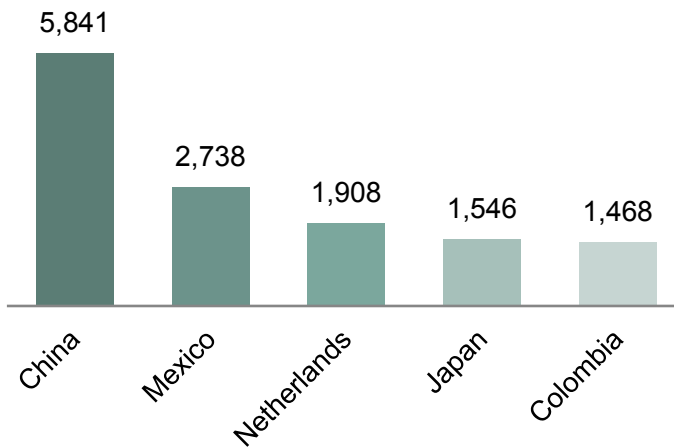
New Orleans-Metairie, LA Merchandise Exports in 2016

Top New Orleans Export Markets

- In 2016, China was New Orleans's top foreign market, accounting for 20% of its total goods exports.

Top New Orleans Area Export Markets

Millions of dollars



In addition to these top markets, New Orleans is also a major exporter to:

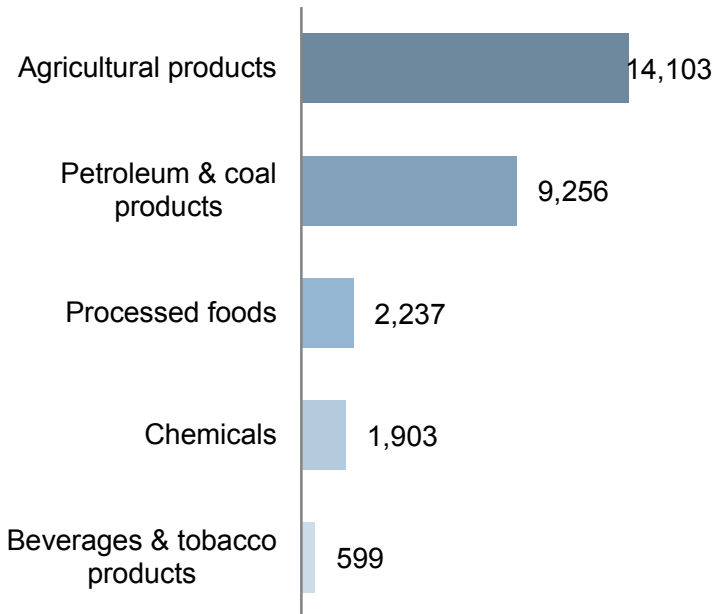
- Brazil \$898 million
- Peru \$847 million
- Singapore \$738 million
- France \$654 million
- Chile \$561 million

Top New Orleans Export Sectors

- Agricultural products accounted for 48% of the area's goods exports in 2016.

Top New Orleans Export Sectors

Millions of dollars



New Orleans is also a major exporter of:

- Oil & gas extraction
- Fishing, hunting, & trapping
- Mining (except oil & gas)
- Primary metal manufactures

Source Notes

Data year: 2016 **Last updated:** October 2017

Prepared by the Office of Trade and Economic Analysis, International Trade Administration, U.S. Department of Commerce.

For additional information and to view the complete data series and methodology, visit www.trade.gov/metrodata.

Exporter data available on <http://tse.export.gov/edb>.