



INTERNATIONAL  
**TRADE**  
ADMINISTRATION

# Memphis, TN-MS-AR Merchandise Exports in 2016

*The Metropolitan Export Series is a product funded and developed by the International Trade Administration using data from the U.S. Census Bureau. Merchandise export data are available for U.S. metropolitan areas beginning in 2005.*

In 2016, Memphis was the  
**25th**  
largest exporter in the U.S.

## Memphis Exports in 2016

- Goods exports from the Memphis area have increased \$4.5 billion since 2006.
- On average, exports from the Memphis area have increased by 5.1% annually over the past 10 years.

**\$11.6 billion**

**Total Memphis goods export value in 2016**



## Goods Exports From Select Memphis Area Counties

County	Export Value
Shelby County	\$9.2 billion
Crittenden County	\$68 million
Marshall County	\$42 million
Tipton County	\$32 million
Fayette County	\$26 million

## Exports Sustain Memphis Area Businesses

- In 2014, 95% of Memphis goods exporters shipped manufactured products overseas.

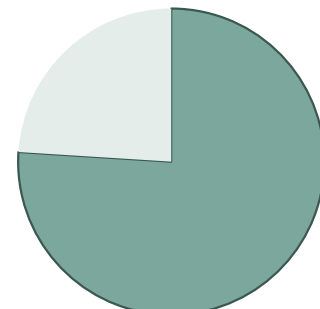
**1,596**

**Number of Memphis exporters in 2014 (latest available)**

**1,213**

Number of small and medium-sized goods exporters in Memphis in 2014

SMEs account for **76%** of Memphis goods exporters



*Note: Exporter counts reflect the number of companies, not establishments, and are therefore not additive across industries and geographies*



INTERNATIONAL  
**TRADE**  
ADMINISTRATION

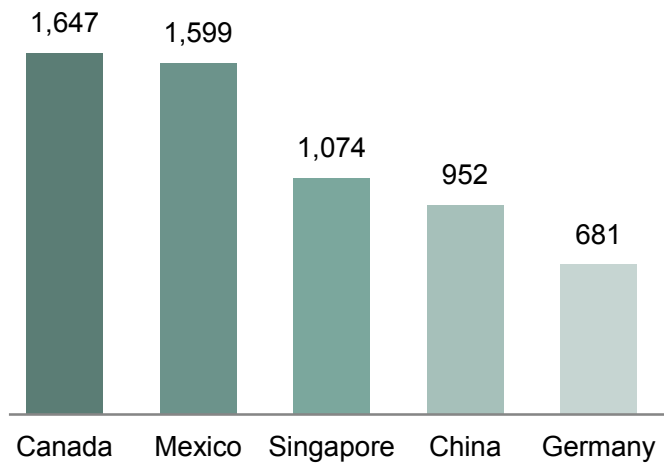
# Memphis, TN-MS-AR Merchandise Exports in 2016

## Top Memphis Export Markets

- In 2016, Canada was Memphis's top foreign market, accounting for 14% of its total goods exports.

### Top Memphis Area Export Markets

Millions of dollars

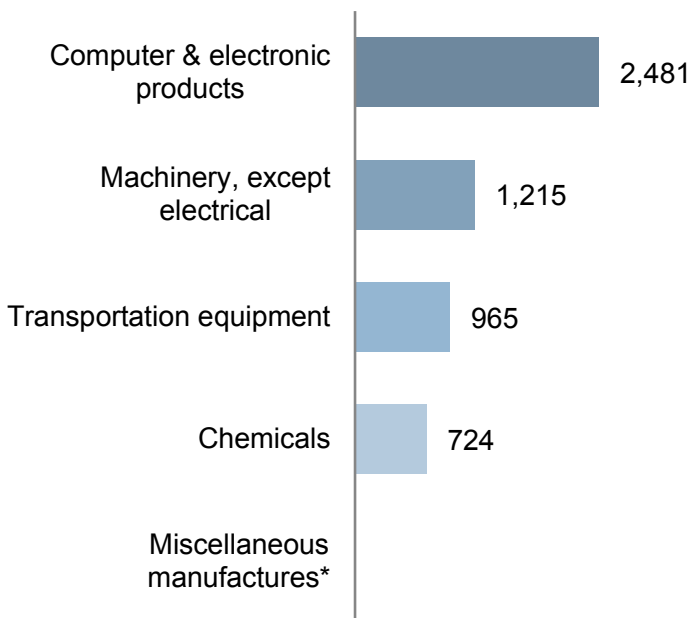


## Top Memphis Export Sectors

- Computer & electronic products accounted for 21% of the area's goods exports in 2016.

### Top Memphis Export Sectors

Millions of dollars



Memphis is also a major exporter of:

- Agricultural products
- Paper
- Electrical equipment, appliances, & components
- Fabricated metal products

## Source Notes

**Data year:** 2016 **Last updated:** October 2017

Prepared by the Office of Trade and Economic Analysis, International Trade Administration, U.S. Department of Commerce.

For additional information and to view the complete data series and methodology, visit [www.trade.gov/metrodata](http://www.trade.gov/metrodata).

Exporter data available on <http://tse.export.gov/edb>.