



INTERNATIONAL  
**TRADE**  
ADMINISTRATION

# Louisville/Jefferson County, KY-IN Merchandise Exports in 2016

In 2016, Louisville/Jefferson County was the

**40th**

largest exporter in the U.S.

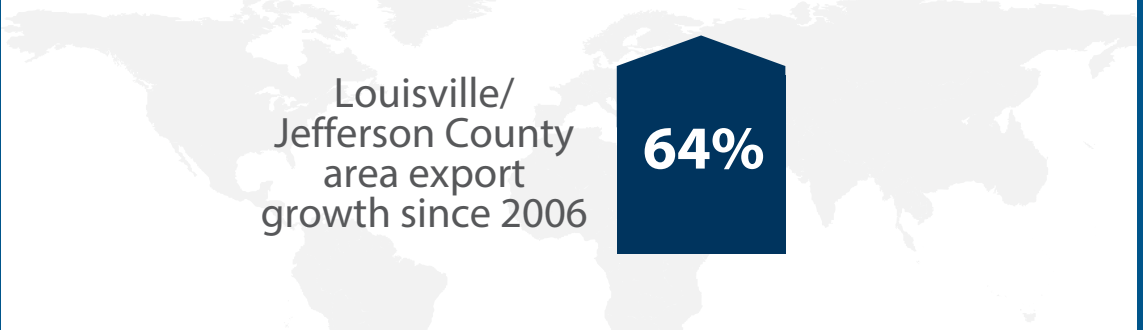
*The Metropolitan Export Series is a product funded and developed by the International Trade Administration using data from the U.S. Census Bureau. Merchandise export data are available for U.S. metropolitan areas beginning in 2005.*

## Louisville/ Jefferson County Exports in 2016

- Goods exports from the Louisville/Jefferson County area have increased \$3.0 billion since 2006.
- On average, exports from the Louisville/Jefferson County area have increased by 5.1% annually over the past 10 years.

**\$7.8 billion**

**Total Louisville/Jefferson  
County goods export value  
in 2016**



## Goods Exports From Select Louisville/Jefferson County Area Counties

County	Export Value
Jefferson County	\$6.7 billion
Clark County	\$306 million
Floyd County	\$301 million
Bullitt County	\$263 million
Shelby County	\$65 million

## Exports Sustain Louisville/ Jefferson County Area Businesses

- In 2014, 95% of Louisville/Jefferson County goods exporters shipped manufactured products overseas.

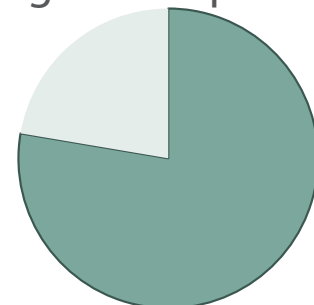
**1,585**

**Number of Louisville/Jefferson  
County**

**1,231**

Number of small and  
medium-sized goods  
exporters in Louisville/  
Jefferson County in 2014

SMEs account for **78%** of  
Louisville/Jefferson County  
goods exporters



*Note: Exporter counts reflect the number of companies, not establishments, and are therefore not additive across industries and geographies*



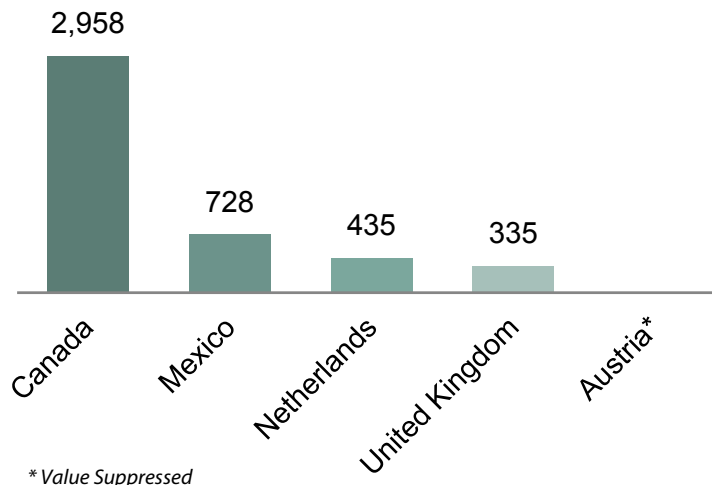
INTERNATIONAL  
**TRADE**  
ADMINISTRATION

# Louisville/Jefferson County, KY-IN Merchandise Exports in 2016

## Top Louisville/ Jefferson County Export Markets

- In 2016, Canada accounted for 38% of Louisville/Jefferson County's total goods exports.

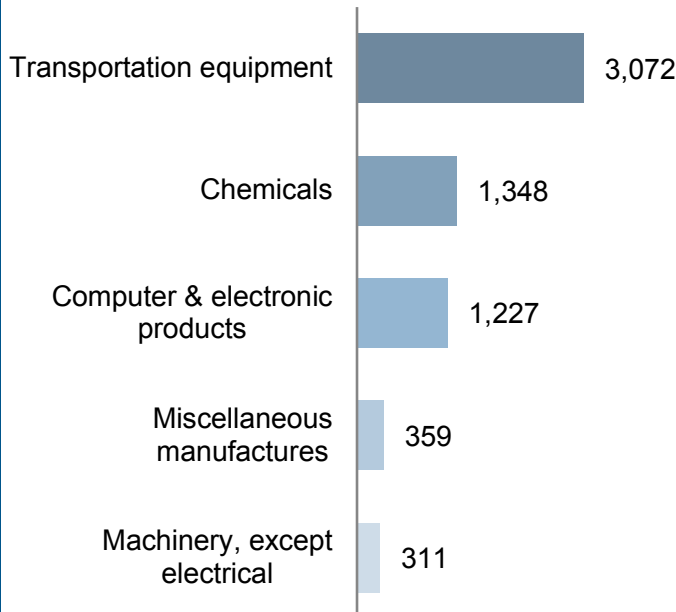
Top Louisville/Jefferson County  
Area Export Markets  
Millions of dollars



## Top Louisville/ Jefferson County Export Sectors

- Transportation equipment accounted for 39% of the area's goods exports in 2016.

Top Louisville/Jefferson County  
Export Sectors  
Millions of dollars



Louisville/Jefferson County is also a major exporter of:

- Electrical equipment, appliances, & components
- Fabricated metal products
- Beverages & tobacco products
- Primary metal manufactures

## Source Notes

**Data year:** 2016 **Last updated:** October 2017

Prepared by the Office of Trade and Economic Analysis, International Trade Administration, U.S. Department of Commerce.

For additional information and to view the complete data series and methodology, visit [www.trade.gov/metrodata](http://www.trade.gov/metrodata).

Exporter data available on <http://tse.export.gov/edb>.