



INTERNATIONAL  
**TRADE**  
ADMINISTRATION

# Kansas City, MO-KS Merchandise Exports in 2016

*The Metropolitan Export Series is a product funded and developed by the International Trade Administration using data from the U.S. Census Bureau. Merchandise export data are available for U.S. metropolitan areas beginning in 2005.*


In 2016, Kansas City was the  
**44th**  
largest exporter in the U.S.

## Kansas City Exports in 2016

- Goods exports from the Kansas City area have increased \$1.0 billion since 2006.
- On average, exports from the Kansas City area have increased by 1.7% annually over the past 10 years.

**\$6.7 billion**

**Total Kansas City goods export value in 2016**



## Goods Exports From Select Kansas City Area Counties

County	Export Value
Johnson County	\$2.3 billion
Clay County	\$1.7 billion
Jackson County	\$1.4 billion
Platte County	\$573 million
Wyandotte County	\$557 million

## Exports Sustain Kansas City Area Businesses

- In 2014, 95% of Kansas City goods exporters shipped manufactured products overseas.

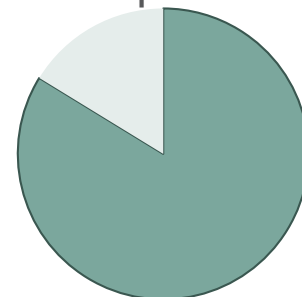
**2,135**

**Number of Kansas City exporters in 2014 (latest available)**

**1,788**

Number of small and medium-sized goods exporters in Kansas City in 2014

SMEs account for **84%** of Kansas City goods exporters



*Note: Exporter counts reflect the number of companies, not establishments, and are therefore not additive across industries and geographies*



INTERNATIONAL  
**TRADE**  
ADMINISTRATION

# Kansas City, MO-KS

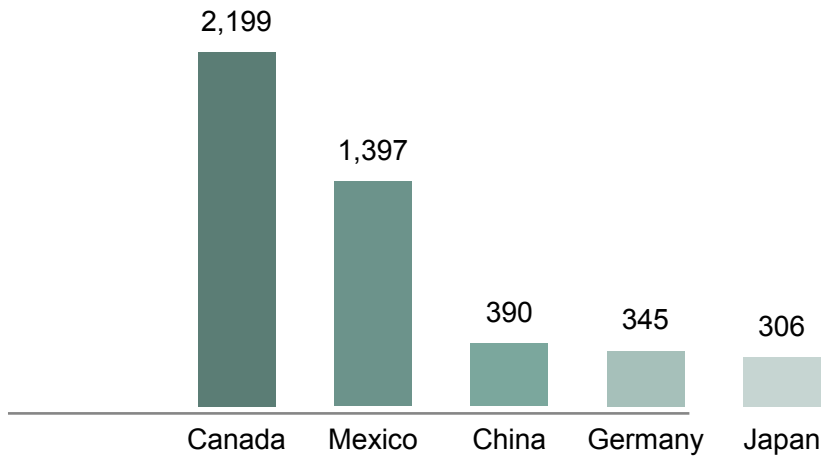
## Merchandise Exports in 2016

### Top Kansas City Export Markets

- In 2016, Canada was Kansas City's top foreign market, accounting for 33% of its total goods exports.

### Top Kansas City Area Export Markets

Millions of dollars

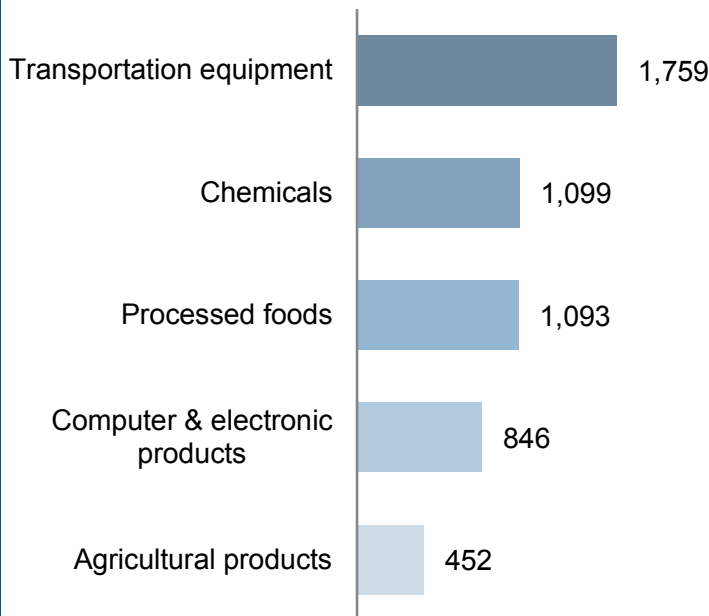


### Top Kansas City Export Sectors

- Transportation equipment accounted for 26% of the area's goods exports in 2016.

### Top Kansas City Export Sectors

Millions of dollars



Kansas City is also a major exporter of:

- Fabricated metal products
- Beverages & tobacco products
- Leather & allied products
- Printed matter & related products

### Source Notes

**Data year:** 2016 **Last updated:** October 2017

Prepared by the Office of Trade and Economic Analysis, International Trade Administration, U.S. Department of Commerce.

For additional information and to view the complete data series and methodology, visit [www.trade.gov/metrodata](http://www.trade.gov/metrodata).

Exporter data available on <http://tse.export.gov/edb>.