



INTERNATIONAL  
**TRADE**  
ADMINISTRATION

# Indianapolis-Carmel-Anderson, IN Merchandise Exports in 2016

*The Metropolitan Export Series is a product funded and developed by the International Trade Administration using data from the U.S. Census Bureau. Merchandise export data are available for U.S. metropolitan areas beginning in 2005.*

In 2016, Indianapolis was the  
**30th**  
largest exporter in the U.S.

## Indianapolis Exports in 2016

- Goods exports from the Indianapolis area have increased \$2.3 billion since 2006.
- On average, exports from the Indianapolis area have increased by 2.8% annually over the past 10 years.

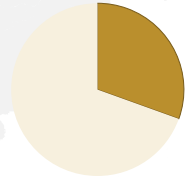
**\$9.7 billion**

**Total Indianapolis goods export value in 2016**

Indianapolis area export growth since 2006

**32%**

Exports from Indianapolis accounted for **30%** of total Indiana goods exports



## Goods Exports From Select Indianapolis Area Counties

County	Export Value
Marion County	\$5.9 billion
Hendricks County	\$1.6 billion
Hamilton County	\$583 million
Johnson County	\$566 million
Boone County	\$373 million

## Exports Sustain Indianapolis Area Businesses

- In 2014, 94% of Indianapolis goods exporters shipped manufactured products overseas.

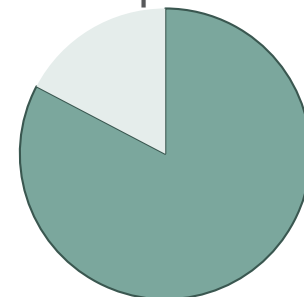
**2,350**

**Number of Indianapolis exporters in 2014 (latest available)**

**1,943**

Number of small and medium-sized goods exporters in Indianapolis in 2014

SMEs account for **83%** of Indianapolis goods exporters



*Note: Exporter counts reflect the number of companies, not establishments, and are therefore not additive across industries and geographies*



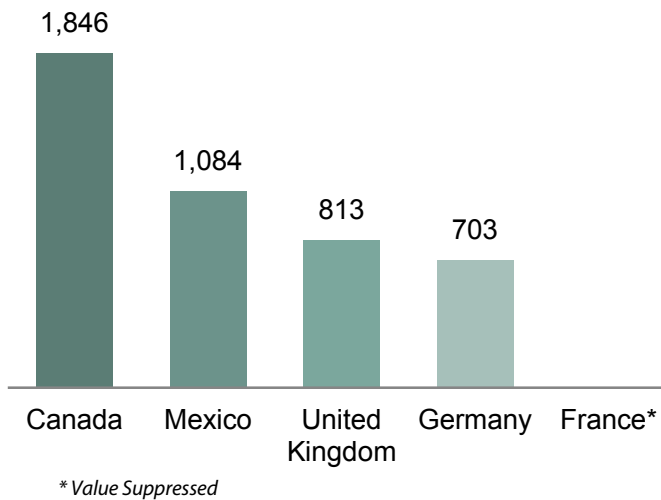
INTERNATIONAL  
**TRADE**  
ADMINISTRATION

# Indianapolis-Carmel-Anderson, IN Merchandise Exports in 2016

## Top Indianapolis Export Markets

- In 2016, Canada accounted for 19% of Indianapolis's total goods exports.

Top Indianapolis Area Export Markets  
Millions of dollars



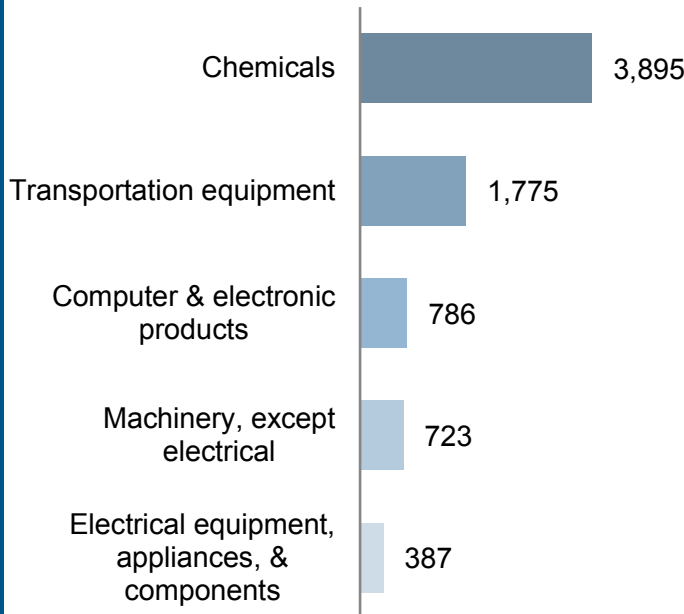
In addition to these top markets, Indianapolis is also a major exporter to:

Spain value suppressed

## Top Indianapolis Export Sectors

- Chemicals accounted for 40% of the area's goods exports in 2016.

Top Indianapolis Export Sectors  
Millions of dollars



Indianapolis is also a major exporter of:

- Fabricated metal products
- Processed foods
- Miscellaneous manufactures
- Plastics & rubber products

## Source Notes

Data year: 2016 Last updated: October 2017

Prepared by the Office of Trade and Economic Analysis, International Trade Administration, U.S. Department of Commerce.

For additional information and to view the complete data series and methodology, visit [www.trade.gov/metrodata](http://www.trade.gov/metrodata).

Exporter data available on <http://tse.export.gov/edb>.