



INTERNATIONAL
TRADE
ADMINISTRATION

Hartford-West Hartford-East Hartford, CT Merchandise Exports in 2016


The Metropolitan Export Series is a product funded and developed by the International Trade Administration using data from the U.S. Census Bureau. Merchandise export data are available for U.S. metropolitan areas beginning in 2005.

In 2016, Hartford was the
27th
largest exporter in the U.S.

Hartford Exports in 2016

- In 2016, goods exports from the Hartford area grew by 3% over the previous year.
- On average, exports from the Hartford area have increased by 4.1% annually over the past 10 years.

\$10.4 billion Total Hartford goods export value in 2016



Goods Exports From Select Hartford Area Counties

County	Export Value
Hartford County	\$6.8 billion
Middlesex County	\$3.5 billion
Tolland County	\$104 million

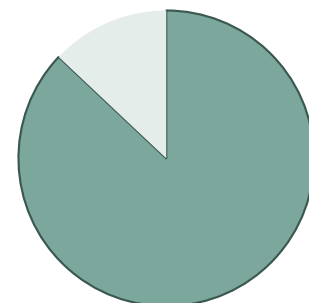
Exports Sustain Hartford Area Businesses

- In 2014, 93% of Hartford goods exporters shipped manufactured products overseas.

1,889 Number of Hartford exporters in 2014 (latest available)

1,644
Number of small and medium-sized goods exporters in Hartford in 2014

SMEs account for **87%** of Hartford goods exporters



Note: Exporter counts reflect the number of companies, not establishments, and are therefore not additive across industries and geographies



INTERNATIONAL
TRADE
ADMINISTRATION

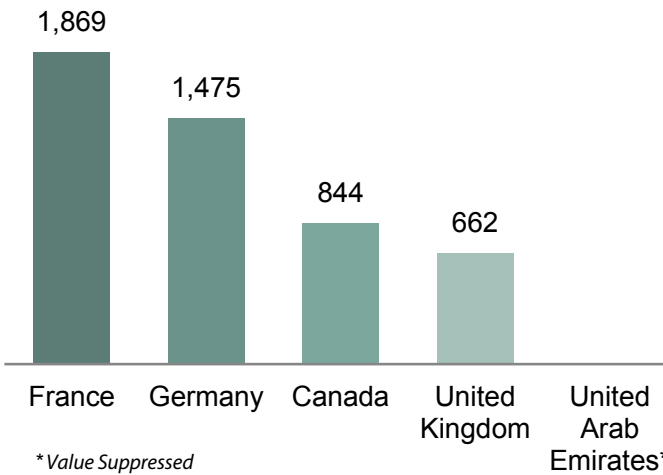
Hartford-West Hartford-East Hartford, CT Merchandise Exports in 2016

Top Hartford Export Markets

- In 2016, France accounted for 18% of Hartford's total goods exports.

Top Hartford Area Export Markets

Millions of dollars



In addition to these top markets, Hartford is also a major exporter to:

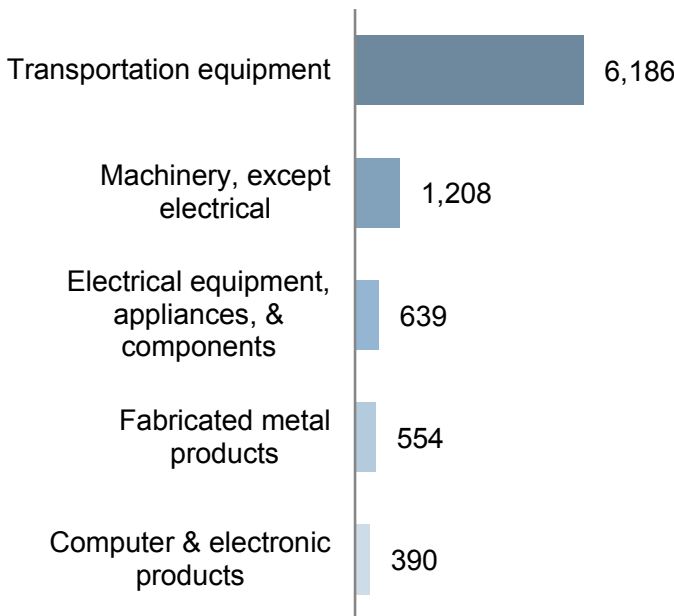
Qatar \$215 million
New Zealand \$85 million

Top Hartford Export Sectors

- Transportation equipment accounted for 59% of the area's goods exports in 2016.

Top Hartford Export Sectors

Millions of dollars



Hartford is also a major exporter of:

- Nonmetallic mineral products
- Textiles & fabrics
- Apparel & accessories
- Forestry & logging

Source Notes

Data year: 2016 **Last updated:** October 2017

Prepared by the Office of Trade and Economic Analysis, International Trade Administration, U.S. Department of Commerce.

For additional information and to view the complete data series and methodology, visit www.trade.gov/metrodata.

Exporter data available on <http://tse.export.gov/edb>.