



INTERNATIONAL
TRADE
ADMINISTRATION

Greenville-Anderson-Mauldin, SC Merchandise Exports in 2016

The Metropolitan Export Series is a product funded and developed by the International Trade Administration using data from the U.S. Census Bureau. Merchandise export data are available for U.S. metropolitan areas beginning in 2005.

In 2016, Greenville was the
21st
largest exporter in the U.S.

Greenville Exports in 2016

- Goods exports from the Greenville area have increased \$8.1 billion since 2006.
- On average, exports from the Greenville area have increased by 9.6% annually over the past 10 years.

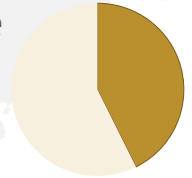
\$13.6 billion

Total Greenville goods export value in 2016

Greenville area export growth since 2006

150%

Exports from Greenville accounted for **43%** of total South Carolina goods exports



Goods Exports From Select Greenville Area Counties

County	Export Value
Greenville County	\$11.9 billion
Laurens County	\$836 million
Anderson County	\$688 million
Pickens County	\$138 million

Exports Sustain Greenville Area Businesses

- In 2014, 95% of Greenville goods exporters shipped manufactured products overseas.

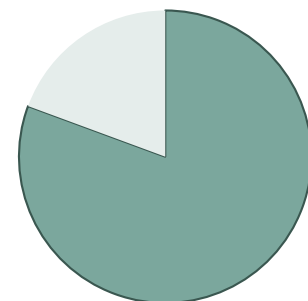
1,249

Number of Greenville exporters in 2014 (latest available)

1,007

Number of small and medium-sized goods exporters in Greenville in 2014

SMEs account for **81%** of Greenville goods exporters



Note: Exporter counts reflect the number of companies, not establishments, and are therefore not additive across industries and geographies



INTERNATIONAL
TRADE
ADMINISTRATION

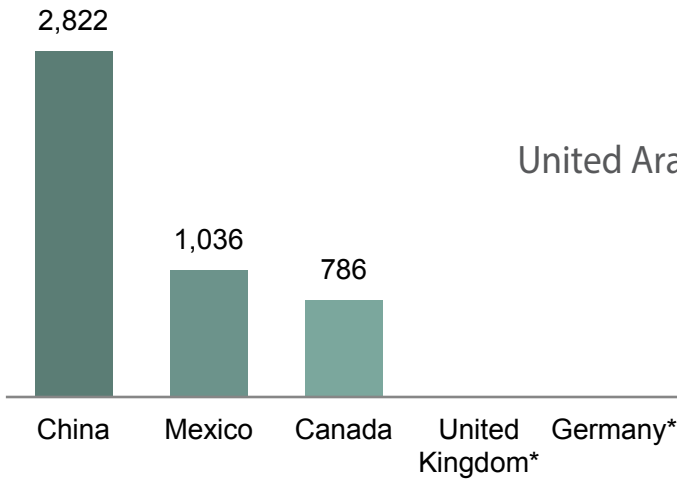
Greenville-Anderson-Mauldin, SC Merchandise Exports in 2016

Top Greenville Export Markets

- In 2016, China accounted for 21% of Greenville's total goods exports.

Top Greenville Area Export Markets

Millions of dollars



* Value Suppressed

In addition to these top markets, Greenville is also a major exporter to:

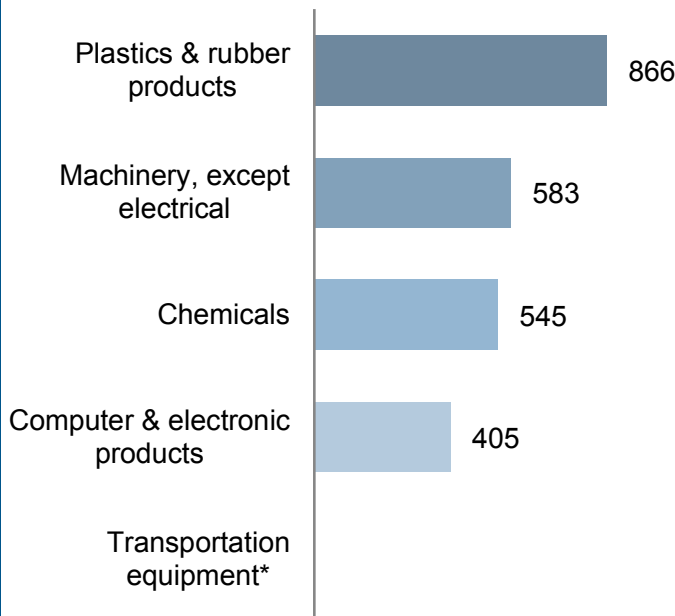
- Russia value suppressed
- United Arab Emirates value suppressed
- Australia value suppressed

Top Greenville Export Sectors

- Plastics & rubber products accounted for 6% of the area's goods exports in 2016.

Top Greenville Export Sectors

Millions of dollars



* Value Suppressed

Greenville is also a major exporter of:

- Fabricated metal products
- Electrical equipment, appliances, & components
- Textiles & fabrics
- Textile product mills

Source Notes

Data year: 2016 **Last updated:** October 2017

Prepared by the Office of Trade and Economic Analysis, International Trade Administration, U.S. Department of Commerce.

For additional information and to view the complete data series and methodology, visit www.trade.gov/metrodata.

Exporter data available on <http://tse.export.gov/edb>.