



INTERNATIONAL
TRADE
ADMINISTRATION

Detroit-Warren-Dearborn, MI Merchandise Exports in 2016

The Metropolitan Export Series is a product funded and developed by the International Trade Administration using data from the U.S. Census Bureau. Merchandise export data are available for U.S. metropolitan areas beginning in 2005.

In 2016, Detroit was the
6th
largest exporter in the U.S.

Detroit Exports in 2016

\$42.1 billion Total Detroit goods export value in 2016



Goods Exports From Select Detroit Area Counties

County	Export Value
Wayne County	\$19.0 billion
Oakland County	\$14.6 billion
Macomb County	\$6.9 billion
St. Clair County	\$872 million
Livingston County	\$638 million

Exports Sustain Detroit Area Businesses

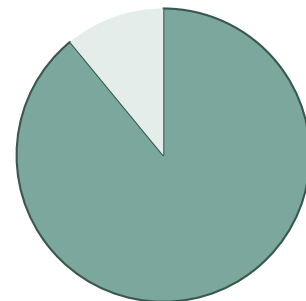
- In 2014, 95% of Detroit goods exporters shipped manufactured products overseas.

7,330 Number of Detroit exporters in 2014 (latest available)

6,527

Number of small and medium-sized goods exporters in Detroit in 2014

SMEs account for **89%** of Detroit goods exporters



Note: Exporter counts reflect the number of companies, not establishments, and are therefore not additive across industries and geographies



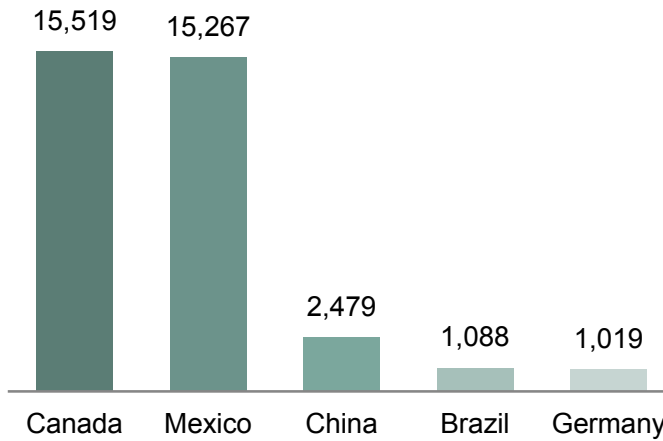
INTERNATIONAL
TRADE
ADMINISTRATION

Detroit-Warren-Dearborn, MI Merchandise Exports in 2016

Top Detroit Export Markets

- In 2016, Canada was Detroit's top foreign market, accounting for 37% of its total goods exports.

Top Detroit Area Export Markets Millions of dollars



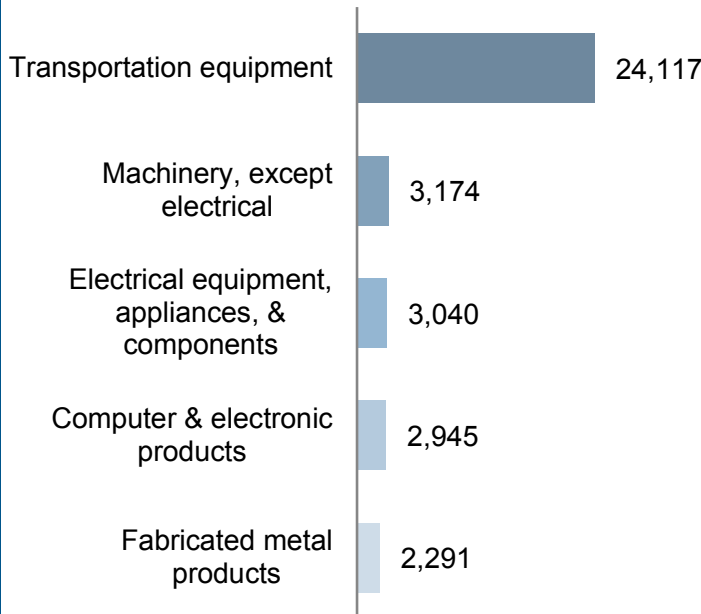
In addition to these top markets, Detroit is also a major exporter to:

- Italy \$758 million
- Australia \$407 million
- Thailand \$332 million
- Spain \$201 million
- Argentina \$187 million

Top Detroit Export Sectors

- Transportation equipment accounted for 57% of the area's goods exports in 2016.

Top Detroit Export Sectors Millions of dollars



Detroit is also a major exporter of:

- Plastics & rubber products
- Chemicals
- Primary metal manufactures
- Textiles & fabrics

Source Notes

Data year: 2016 **Last updated:** October 2017

Prepared by the Office of Trade and Economic Analysis, International Trade Administration, U.S. Department of Commerce.

For additional information and to view the complete data series and methodology, visit www.trade.gov/metrodata.

Exporter data available on <http://tse.export.gov/edb>.