



INTERNATIONAL
TRADE
ADMINISTRATION

Columbus, OH Merchandise Exports in 2016

The Metropolitan Export Series is a product funded and developed by the International Trade Administration using data from the U.S. Census Bureau. Merchandise export data are available for U.S. metropolitan areas beginning in 2005.

In 2016, Columbus was the
48th
largest exporter in the U.S.

Columbus Exports in 2016

- Goods exports from the Columbus area have increased \$2.4 billion since 2006.
- On average, exports from the Columbus area have increased by 5.7% annually over the past 10 years.

\$5.7 billion

Total Columbus goods export value in 2016



Goods Exports From Select Columbus Area Counties

County	Export Value
Licking County	\$694 million
Pickaway County	\$333 million
Delaware County	\$314 million
Madison County	\$304 million
Union County	\$302 million

Exports Sustain Columbus Area Businesses

- In 2014, 92% of Columbus goods exporters shipped manufactured products overseas.

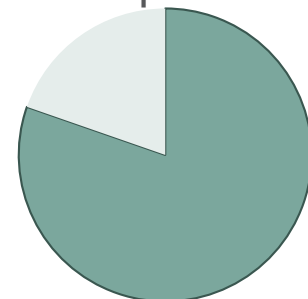
2,099

Number of Columbus exporters in 2014 (latest available)

1,686

Number of small and medium-sized goods exporters in Columbus in 2014

SMEs account for **80%** of Columbus goods exporters



Note: Exporter counts reflect the number of companies, not establishments, and are therefore not additive across industries and geographies



INTERNATIONAL
TRADE
ADMINISTRATION

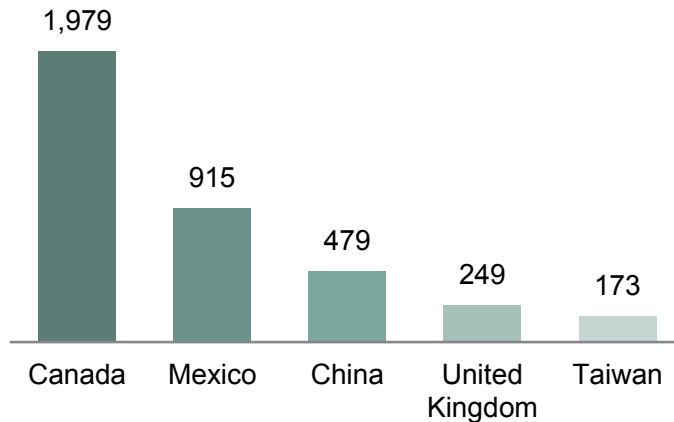
Columbus, OH Merchandise Exports in 2016

Top Columbus Export Markets

- In 2016, Canada was Columbus's top foreign market, accounting for 35% of its total goods exports.

Top Columbus Area Export Markets

Millions of dollars

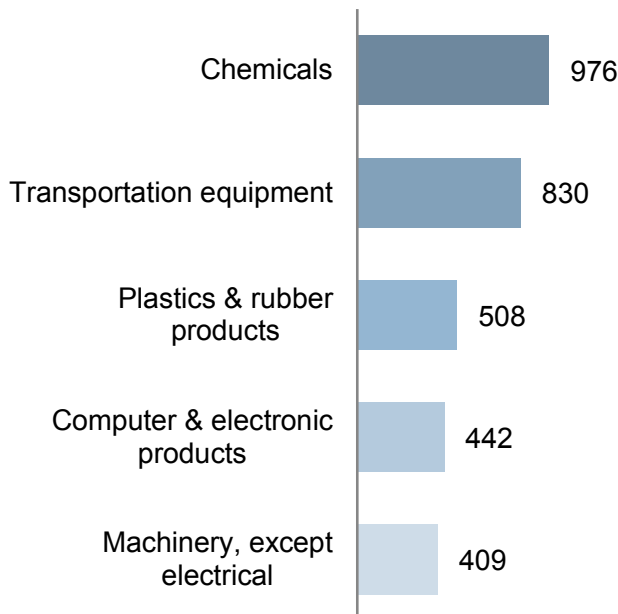


Top Columbus Export Sectors

- Chemicals accounted for 17% of the area's goods exports in 2016.

Top Columbus Export Sectors

Millions of dollars



Columbus is also a major exporter of:

- Apparel & accessories
- Processed foods
- Electrical equipment, appliances, & components
- Agricultural products

Source Notes

Data year: 2016 **Last updated:** October 2017

Prepared by the Office of Trade and Economic Analysis, International Trade Administration, U.S. Department of Commerce.

For additional information and to view the complete data series and methodology, visit www.trade.gov/metrodata.

Exporter data available on <http://tse.export.gov/edb>.