



INTERNATIONAL
TRADE
ADMINISTRATION

Charlotte-Concord-Gastonia, NC-SC Merchandise Exports in 2016

The Metropolitan Export Series is a product funded and developed by the International Trade Administration using data from the U.S. Census Bureau. Merchandise export data are available for U.S. metropolitan areas beginning in 2005.

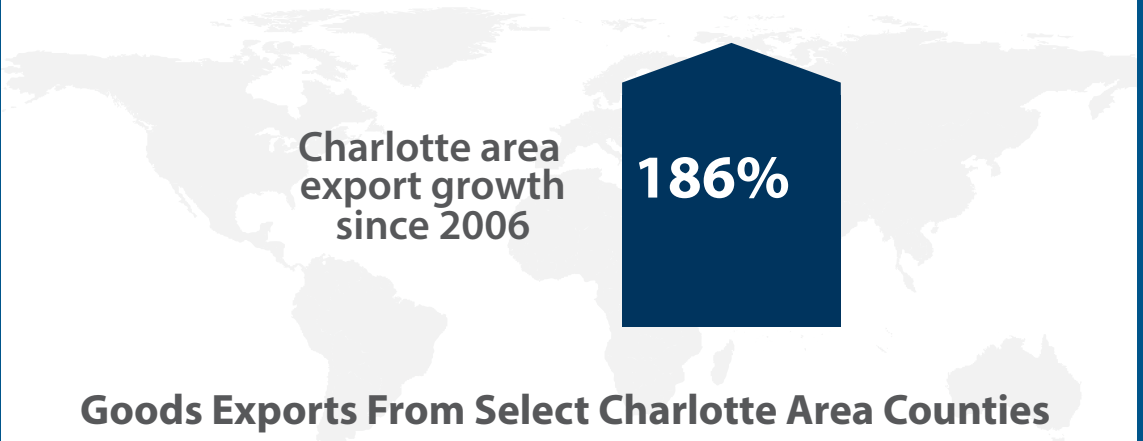
In 2016, Charlotte was the
24th
largest exporter in the U.S.

Charlotte Exports in 2016

- Goods exports from the Charlotte area have increased \$7.8 billion since 2006.
- On average, exports from the Charlotte area have increased by 11.1% annually over the past 10 years.

\$11.9 billion

Total Charlotte goods export value in 2016



Goods Exports From Select Charlotte Area Counties

County	Export Value
Mecklenburg County	\$6.3 billion
York County	\$1.2 billion
Rowan County	\$908 million
Union County	\$808 million
Iredell County	\$732 million

Exports Sustain Charlotte Area Businesses

- In 2014, 94% of Charlotte goods exporters shipped manufactured products overseas.

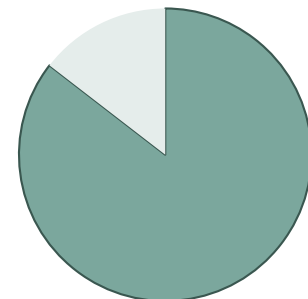
3,597

Number of Charlotte exporters in 2014 (latest available)

3,074

Number of small and medium-sized goods exporters in Charlotte in 2014

SMEs account for **85%** of Charlotte goods exporters



Note: Exporter counts reflect the number of companies, not establishments, and are therefore not additive across industries and geographies



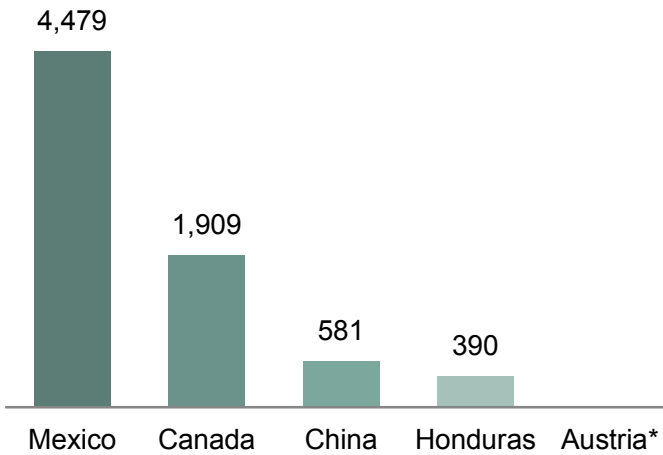
INTERNATIONAL
TRADE
ADMINISTRATION

Charlotte-Concord-Gastonia, NC-SC Merchandise Exports in 2016

Top Charlotte Export Markets

- In 2016, Mexico was Charlotte's top foreign market, accounting for 38% of its total goods exports.

Top Charlotte Area Export Markets Millions of dollars



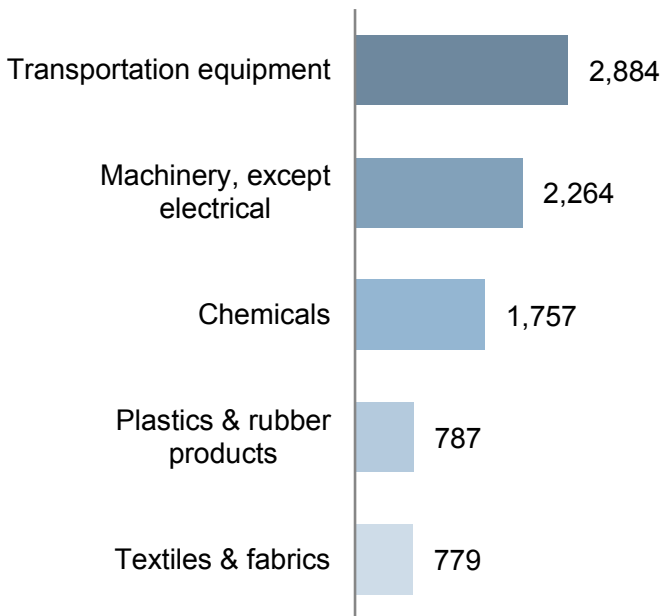
In addition to these top markets, Charlotte is also a major exporter to:

Sweden \$119 million

Top Charlotte Export Sectors

- Transportation equipment accounted for 24% of the area's goods exports in 2016.

Top Charlotte Export Sectors Millions of dollars



Charlotte is also a major exporter of:

- Paper
- Primary metal manufactures
- Fabricated metal products
- Electrical equipment, appliances, & components

Source Notes

Data year: 2016 **Last updated:** October 2017

Prepared by the Office of Trade and Economic Analysis, International Trade Administration, U.S. Department of Commerce.

For additional information and to view the complete data series and methodology, visit www.trade.gov/metrodata.

Exporter data available on <http://tse.export.gov/edb>.